



PARTS CATALOG

Robin

Generators

Model

RGD3700

 **FUJI HEAVY INDUSTRIES LTD.**

ISSUE EMD-GP0616

HOW TO USE THIS PARTS CATALOG

1. Reference numbers with an asterisk




Reference numbers marked with an asterisk indicate that the particular part is available only as a complete set or assembly.

Example :

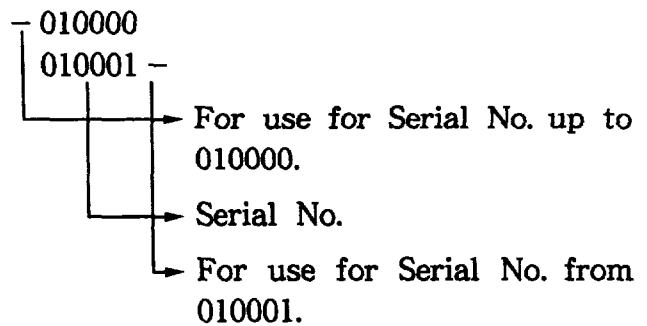
If the reference number is marked with an asterisk and the description of the part states that certain items are included, this means that those included items cannot be ordered separately and must be purchased as a complete assembly.

2. Description of interchangeability and execution columns




Example : Interchangeability column

-  Items interchangeable between the new and old parts.
-  Items not interchangeable between the new and old parts.
-  Items conditionally interchangeable between the new and old parts which are subject to the description in the execution column.

Example : Execution column



Example : Interchangeable

Part Number	↓	Execution	Explanation
Part B Part A		020000 -	This indicates that Part A changed to Part B for generators with serial numbers from 20000, and that they are interchangeable.
Part C Part B Part A		020000 - 015000 -	This indicates that Part A changed to Part B for generators with serial numbers from 15000, and that they are not interchangeable. Also, Part B changed to Part C for generators with serial numbers from 20000 and that they are interchangeable.
Part A		020000 -	This indicates that Part A is a new part for generators with serial numbers with from 20000.
Part B		- 030000	This indicates that Part B is no longer used for generator with serial numbers from 30001.
Part B Part A		020000 -	This indicates that Part A changed to Part B for generators with serial numbers from 20000, and that they are conditionally interchangeable. (See NOTE described at the end of the section.)

3. The contents of this parts catalog are subject to revision without notice. TO INSURE PROMPT AND ACCURATE SERVICE, ALSO THE FOLLOWING INFORMATION MUST BE GIVEN.

1. State exactly the quantity of each part and its part numbers.
2. Clearly state whether parts are to be shipped by express, freight or parcel post.
3. State the exact mailing address.

CONTENTS

	Page
 GENERATOR PARTS	
FIG. 1 GENERATOR	1
FIG. 2 PIPE FRAME and FUEL TANK	3
FIG. 3-1 CONTROL BOX (220V, 240V)	5
FIG. 3-2 CONTROL BOX (110V, 120V)	11
FIG. 3-3 CONTROL BOX (110V/220V)	17
FIG. 3-4 CONTROL BOX (U.K., 50Hz-110V/220V, BS)	21
FIG. 3-5 CONTROL BOX (GERMANY, 50Hz-220V)	25
FIG. 3-6 CONTROL BOX (50Hz-220V, WITH SPECIAL RECEPTACLE)	29
FIG. 3-7 CONTROL BOX (SWITZERLAND, 50Hz-220V)	33
FIG. 3-8 CONTROL BOX (AUSTRALIA, 50Hz-240V)	37
FIG. 3-9 CONTROL BOX (FRANCE, 50Hz-220V)	41
FIG. 4 RECOIL STARTER	45
 ENGINE PARTS	
FIG. 5 CRANKCASE	47
FIG. 6 CYLINDER and CYLINDER HEAD	51
FIG. 7 CRANKSHAFT and PISTON	55
FIG. 8 CAMSHAFT and GOVERNOR	57
FIG. 9 FUEL INJECTION PUMP and NOZZLE	61
FIG. 10 FUEL FILTER	63
FIG. 11 AIR CLEANER, MUFFLER and CYLINDER BAFFLE	65
FIG. 12 MUFFLER (SPECIAL TYPE)	67
FIG. 13 STARTING MOTOR	69
FIG. 14 ACCESSORIES	71
 OPTIONAL PARTS	
FIG. 15 WHEEL, HANDLE and HANGER	73

FIG. 1 GENERATOR

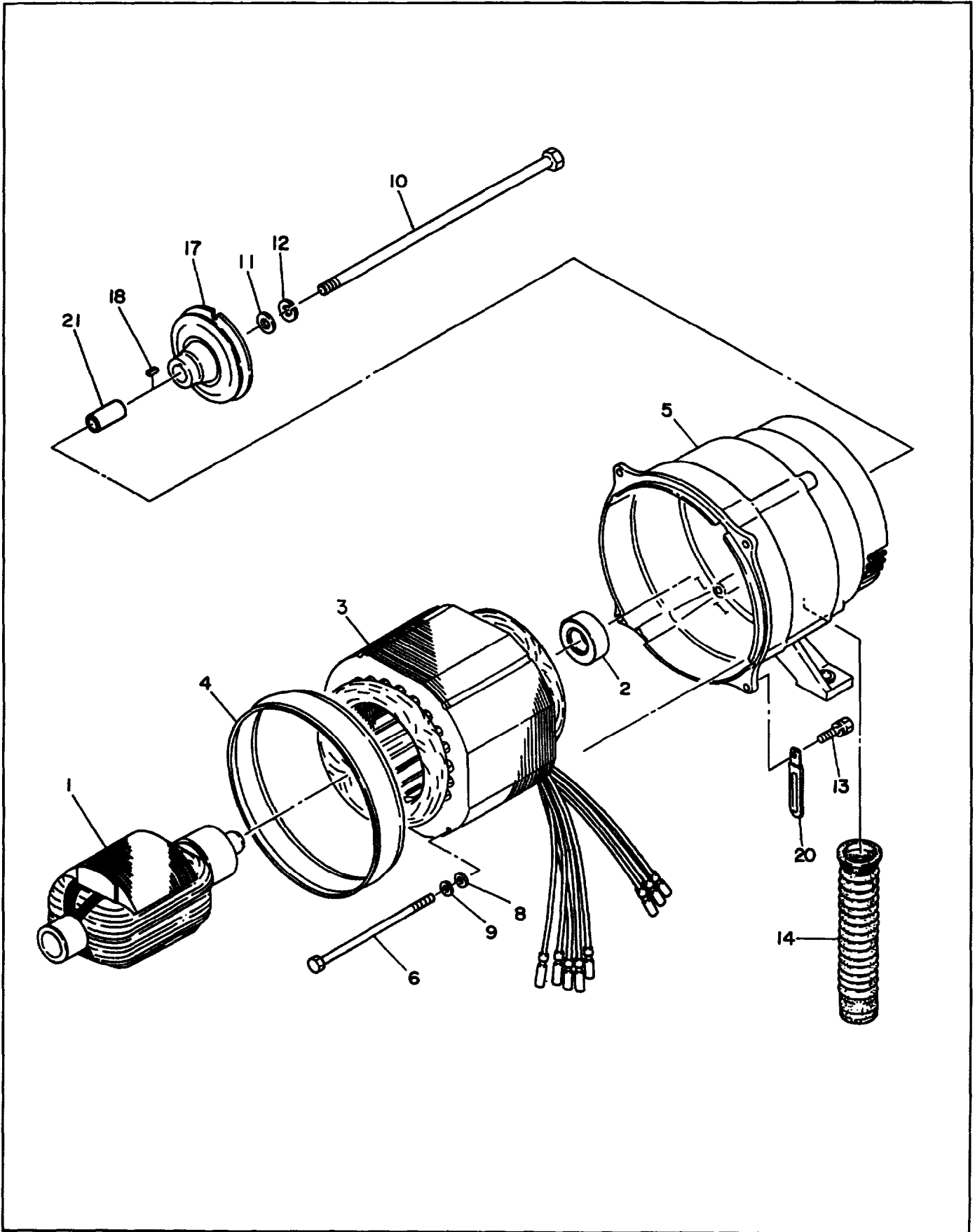


FIG. 2 PIPE FRAME and FUEL TANK

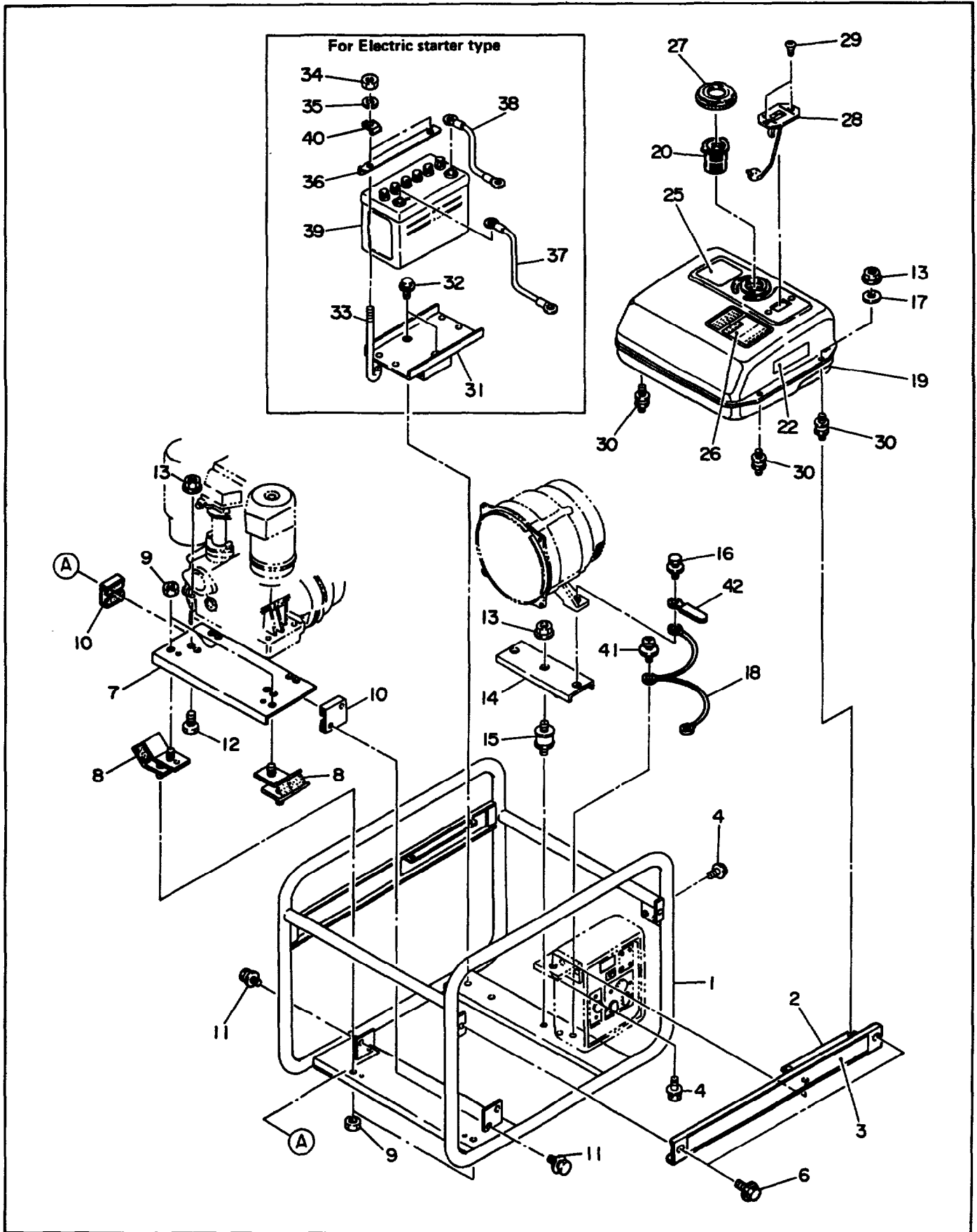


FIG. 2 PIPE FRAME and FUEL TANK

Interchangeability

Ref. No.	Parts Number	Description	Q'ty	Execution
1	385-58063-08	PIPE FRAME, compl.	1	
* 2	385-58582-08	SIDE PLATE, compl. Includes item 3	1	
3	385-59176-08	LABEL (RGD3700)	1	
4	011-00600-80	BOLT and WASHER ASS' Y	3	
6	359-59933-08	FLANGE BOLT	2	
7	385-54826-08	ENGINE BASE, compl.	1	
8	228-15023-03	VIBRATION ISOLATOR	2	
9	002-27100-00	NUT	4	
10	228-15024-03	STOPPER	2	
11	001-11081-20	BOLT and WASHER ASS' Y	4	
12	001-66085-00	BOLT	4	
13	002-37080-00	FLANGE NUT	9	
14	385-54827-08	GENERATOR BASE, compl.	1	
15	385-57053-08	RUBBER MOUNT	1	
16	001-13082-50	BOLT and WASHER ASS' Y	2	
17	003-10080-00	WASHER	4	
18	385-54399-08	EARTH CORD	1	
19	228-60701-01	FUEL TANK, compl.	1	
20	064-13600-10	FUEL FILTER	1	
21	391-94001-03	LABEL, brushless	1	
25	356-59020-08	LABEL, fuel only	1	
25	385-59248-08	LABEL, fuel only For FRANCE	1	
26	385-59137-08	LABEL, caution	1	
26	385-59247-08	LABEL, caution For FRANCE	1	
27	043-04300-15	FUEL TANK CAP, compl.	1	
28	064-80007-00	FUEL GAUGE, compl.	1	
29	014-50500-40	SCREW, counter head	2	
30	356-57045-08	RUBBER VIBRATION ISOLATOR	4	
31	385-54828-08	BATTERY BASE For Electric starter type	1	
32	011-00600-20	FLANGE BOLT For Electric starter type	2	
33	356-54316-08	BATTERY BOLT For Electric starter type	2	
34	002-17060-00	NUT For Electric starter type	2	
35	003-20060-00	SPRING WASHER For Electric starter type	2	
36	385-54382-08	BATTERY ANGLE For Electric starter type	1	
37	385-54383-08	BATTERY CORD (+) For Electric starter type	1	
38	385-54384-08	BATTERY CORD (-) For Electric starter type	1	
39	065-10000-90	BATTERY (NS40ZL) For Optional parts	1	
40	385-54416-08	BATTERY SUPPORT For Electric starter type	2	
41	376-39100-01	SCREW and WASHER ASS' Y	1	
42	056-60001-70	CLAMP	1	

When ordering parts : Always give the Model, Specification and Serial Number of Generator.

FIG. 3-1 CONTROL BOX (220V, 240V)

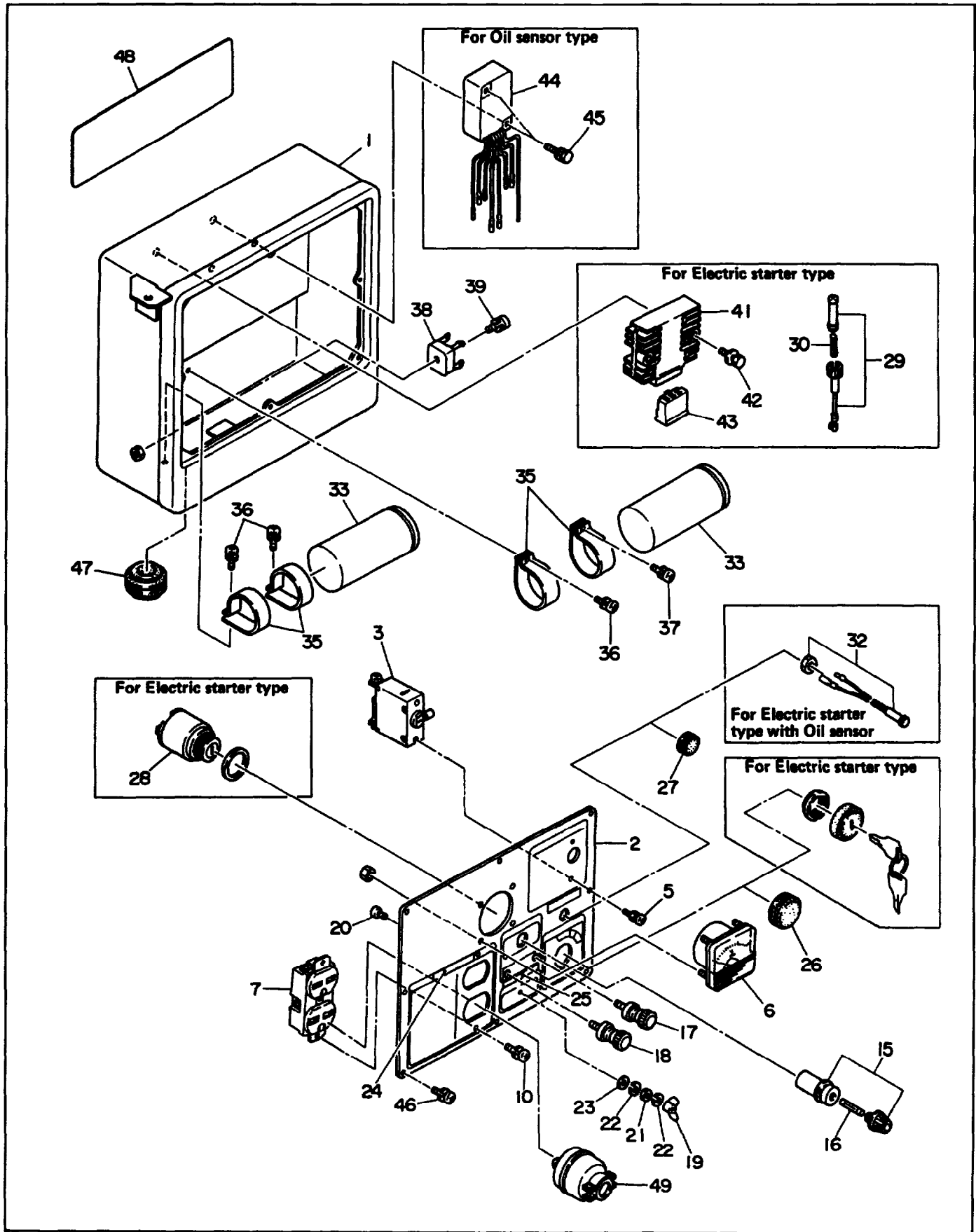


FIG. 3-1 CONTROL BOX (220V, 240V)

Interchangeability

Ref. No.	Parts Number	Description	Qty	Execution
* 1	385-40606-08	CONTROL BOX ASS' Y For 220V Includes items 2 thru 23, 25 thru 27, 33 thru 40 and 46	1	
* 1	385-40687-08	CONTROL BOX ASS' Y For 50Hz-220V, Electric starter type Includes items 2 thru 23,25,27 thru 30, 33 thru 43, 46, 47	1	
* 1	385-40688-08	CONTROL BOX ASS' Y For 50Hz-220V, Oil sensor type Includes items 2 thru 23,25 thru 27,33 thru 40, 44 thru 47	1	
* 1	385-40689-08	CONTROL BOX ASS' Y For 220V, Electric starter type with Oil sensor Includes items 2 thru 23, 25 and 28 thru 47	1	
* 1	385-40607-08	CONTROL BOX ASS' Y For 50Hz-240V Includes items 2 thru 23, 25 thru 27, 33 thru 40 and 46	1	
* 1	385-40690-08	CONTROL BOX ASS' Y For 50Hz-240V, Electric starter type Includes items 2 thru 25, 27 thru 30, 33 thru 43,46 and 47	1	
* 1	385-40691-08	CONTROL BOX ASS' Y For 50Hz-240V, Oil sensor type Includes items 2 thru 27, 33 thru 40 and 44 thru 47	1	
* 1	385-40692-08	CONTROL BOX ASS' Y For 50Hz-240V, Electric starter type with Oil sensor Includes items 2 thru 25 and 28 thru 47	1	
1	386-43086-08	CONTROL BOX	1	
1	386-43096-08	CONTROL BOX For Electric starter type, Oil sensor type For Electric starter type with Oil sensor	1	
* 2	385-41434-08	CONTROL PANEL A ASS' Y For 220V Includes items 3 thru 23 and 25 thru 27	1	
* 2	385-41724-08	CONTROL PANEL A ASS' Y For 220V, Electric starter type Includes items 3 thru 23, 25, 27 and 28	1	
* 2	385-41434-08	CONTROL PANEL A ASS' Y For 220V, Oil sensor type Includes items 3 thru 23, 25 thru 27	1	
* 2	385-41725-08	CONTROL PANEL A ASS' Y For 220V, Electric starter type with Oil sensor Includes items 3 thru 23, 25 and 28 thru 32	1	
* 2	385-41435-08	CONTROL PANEL A ASS' Y For 50Hz-240V Includes items 3 thru 27	1	

When ordering parts : Always give the Model, Specification and Serial Number of Generator.

FIG. 3-1 CONTROL BOX (220V, 240V)

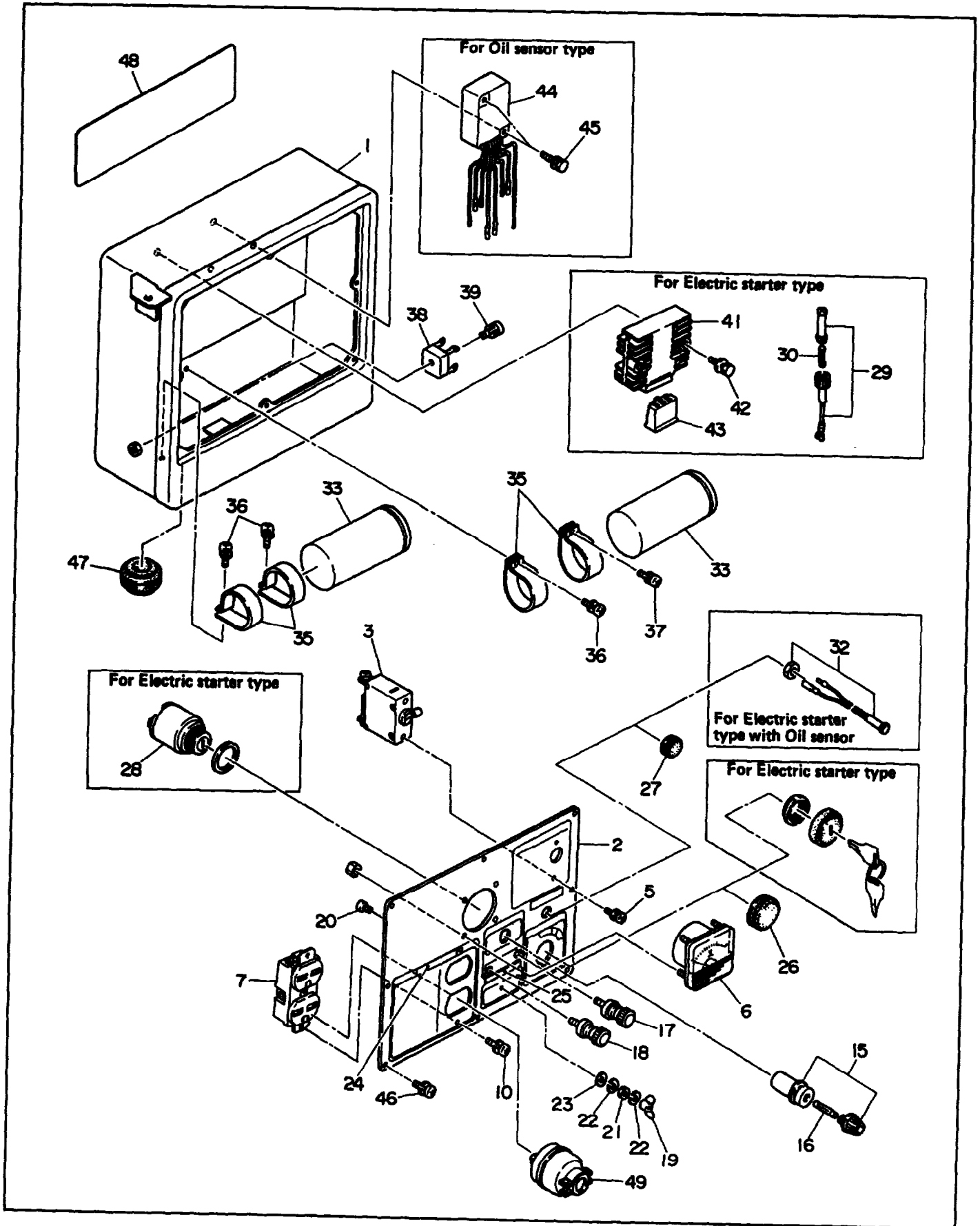


FIG. 3-1 CONTROL BOX (220V, 240V)

Ref. No.	Parts Number	Description	Interchangeability	
			Q'ty	Execution
* 2	385-41726-08	CONTROL PANEL A ASS' Y For 50Hz-240V, Electric starter type Includes items 3 thru 25 and 27 thru 30	1	
* 2	385-41435-08	CONTROL PANEL A ASS' Y For 50Hz-240V, Oil sensor type Includes items 3 thru 27	1	
* 2	385-41727-08	CONTROL PANEL A ASS' Y For 50Hz-240V, Electric starter type with Oil sensor Includes items 3 thru 25 and 28 thru 32	1	
2	385-43393-08	CONTROL PANEL A For 220V	1	
* 2	385-43494-08	CONTROL PANEL A For 240V Includes item 24	1	
3	385-45651-08	NO-FUSE BREAKER (14A) For 220V	1	
3	389-45656-08	NO-FUSE BREAKER (12A) For 240V	1	
5	004-35030-60	SCREW and WASHER ASS' Y	2	
6	320-75112-08	AC VOLTMETER (300V)	1	
7	378-45736-08	AC RECEPTACLE (250V-15A)	1	
10	004-35041-00	SCREW and WASHER ASS' Y	2	
15	320-59855-08	FUSE HOLDER (DC)	1	
16	320-59860-08	FUSE (10A)	1	
17	363-45701-08	TERMINAL BOLT (Color: RED)	1	
18	363-45700-08	TERMINAL BOLT (Color: BLACK)	1	
19	353-49901-08	WING NUT	1	
20	356-49907-08	SCREW	1	
21	353-49902-08	NUT	1	
22	332-00050-08	SPRING WASHER	2	
23	353-49903-08	WASHER	1	
24	353-49035-08	LABEL (AC 240V)	1	
25	363-49091-08	LABEL (DC BATTERY CHARGE ONLY)	1	
26	389-47552-08	GROMMET	1	
27	355-57509-08	GROMMET	1	
28	066-00002-50	SWITCH For Electric starter type	1	
29	385-45517-08	FUSE HOLDER For Electric starter type	1	
30	385-45518-08	FUSE (15A) For Electric starter type	1	
32	351-45302-08	LAMP, warning For Electric starter type with Oil sensor	1	
33	385-47541-08	CONDENSER (20 μ F)	2	
35	380-47531-08	CONDENSER BRACKET	4	
36	004-35041-00	SCREW and WASHER ASS' Y	3	
37	389-59989-08	SCREW and WASHER ASS' Y	1	
38	353-45804-08	DIODE STACK ASS' Y	1	
39	353-59949-08	SCREW and WASHER ASS' Y	1	

When ordering parts : Always give the Model, Specification and Serial Number of Generator.

FIG. 3-1 CONTROL BOX (220V, 240V)

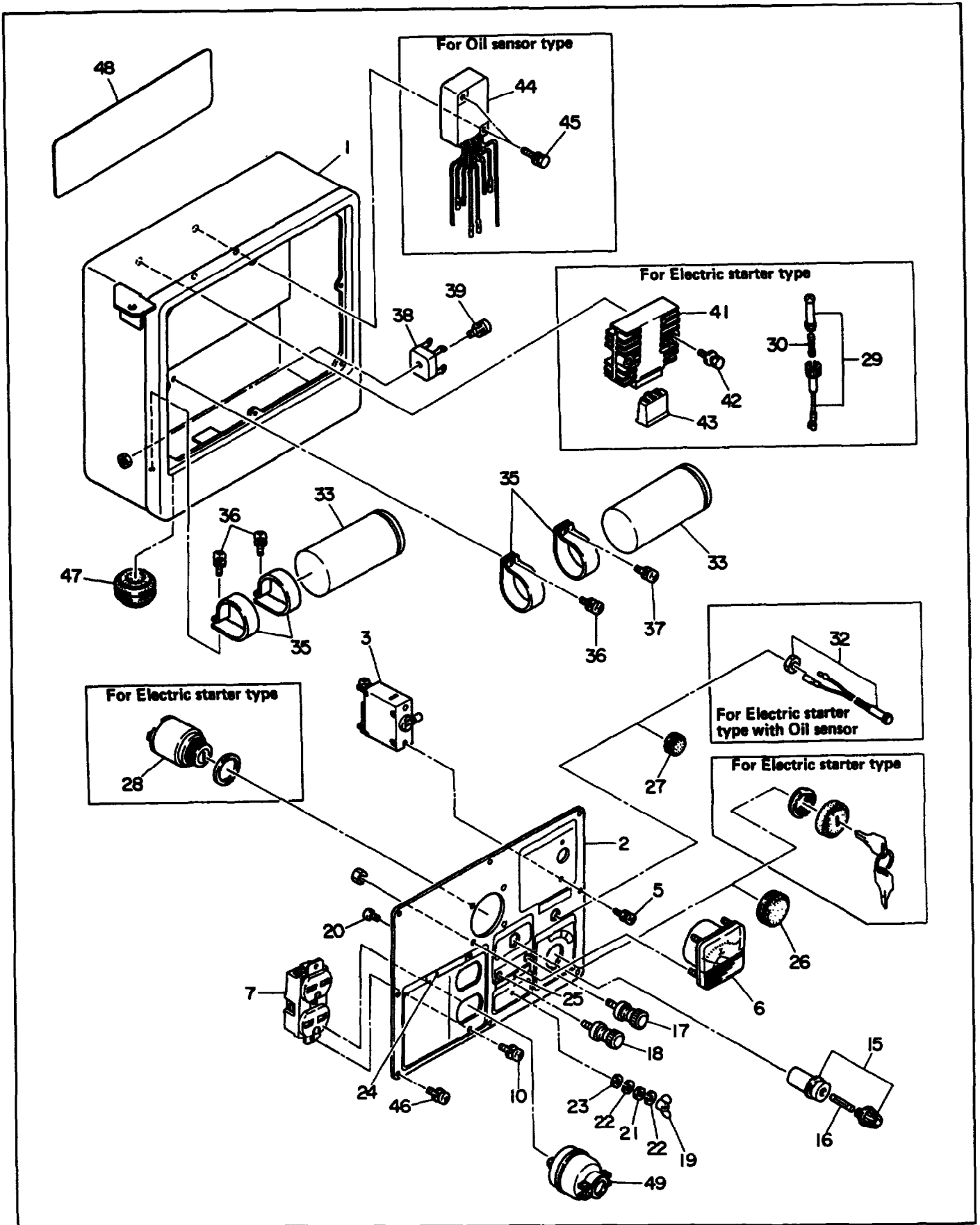


FIG. 3-2 CONTROL BOX (110V, 120V)

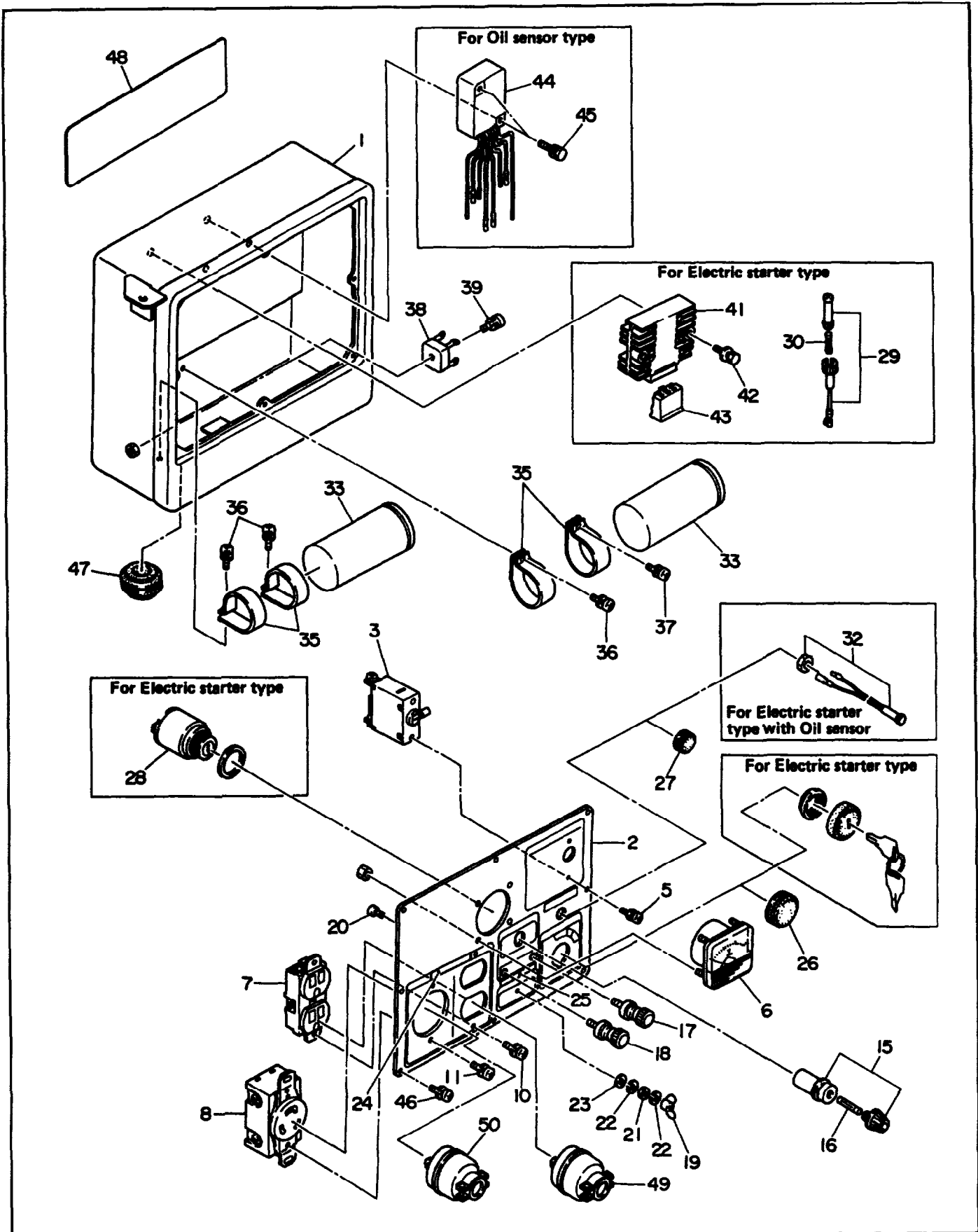


FIG. 3-2 CONTROL BOX (110V, 120V)

Interchangeability

Ref. No.	Parts Number	Description	Q'ty	Execution
* 1	385-40608-08	CONTROL BOX ASS' Y For 110V Includes items 2 thru 23, 25 thru 27, 33 thru 40 and 46	1	
* 1	385-40693-08	CONTROL BOX ASS' Y For 110V, Electric starter type Includes items 2 thru 23,25,27 thru 30, 33 thru 43, 46, 47	1	
* 1	385-40694-08	CONTROL BOX ASS' Y For 110V, Oil sensor type Includes items 2 thru 23,25 thru 27,33 thru 40, 44 thru 47	1	
* 1	385-40695-08	CONTROL BOX ASS' Y For 110V, Electric starter type with Oil sensor Includes items 2 thru 23, 25 and 28 thru 47	1	
* 1	385-40611-08	CONTROL BOX ASS' Y For 60Hz-120V Includes items 2 thru 23, 25 thru 27, 33 thru 40 and 46	1	
* 1	385-40696-08	CONTROL BOX ASS' Y For 60Hz-120V, Electric starter type Includes items 2 thru 23,25,27 thru 30, 33 thru 43, 46, 47	1	
* 1	385-40697-08	CONTROL BOX ASS' Y For 60Hz-120V, Oil sensor type Includes items 2 thru 23,25 thru 27,33 thru 40, 44 thru 47	1	
* 1	385-40698-08	CONTROL BOX ASS' Y For 60Hz-120V, Electric starter type with Oil sensor Includes items 2 thru 23, 25 and 28 thru 47	1	
1	386-43086-08	CONTROL BOX	1	
1	386-43096-08	CONTROL BOX For Electric starter type, Oil sensor type For Electric starter type with Oil sensor	1	
* 2	385-41436-08	CONTROL PANEL A ASS' Y For 110V Includes items 3 thru 23 and 25 thru 27	1	
* 2	385-41728-08	CONTROL PANEL A ASS' Y For 110V, Electric starter type Includes items 3 thru 23, 25, 27 and 28	1	
* 2	385-41436-08	CONTROL PANEL A ASS' Y For 110V, Oil sensor type Includes items 3 thru 23 and 25 thru 27	1	
* 2	385-41729-08	CONTROL PANEL A ASS' Y For 110V, Electric starter type with Oil sensor Includes items 3 thru 23, 25 and 28 thru 32	1	
* 2	385-41439-08	CONTROL PANEL A ASS' Y For 60Hz-120V Includes items 3 thru 23 and 25 thru 27	1	

When ordering parts ; Always give the Model, Specification and Serial Number of Generator.

FIG. 3-2 CONTROL BOX (110V, 120V)

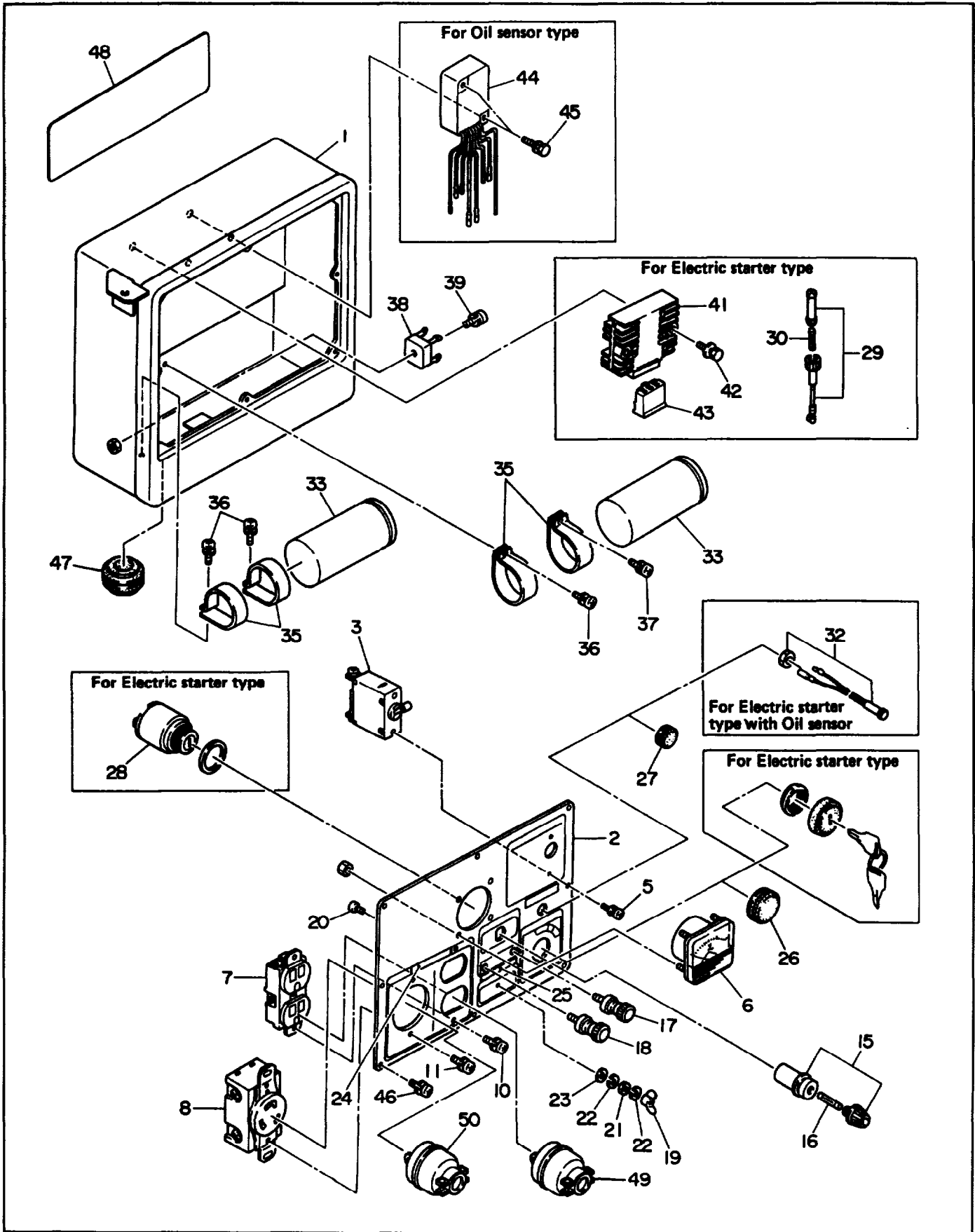


FIG. 3-2 CONTROL BOX (110V, 120V)

Interchangeability

Ref. No.	Parts Number	Description	Q'ty	Execution
* 2	385-41730-08	CONTROL PANEL A ASS' Y For 60Hz-120V, Electric starter type Includes items 3 thru 23, 25, 27 and 28	1	
* 2	385-41439-08	CONTROL PANEL A ASS' Y For 60Hz-120V, Oil sensor type Includes items 3 thru 23 and 25 thru 27	1	
* 2	385-41731-08	CONTROL PANEL A ASS' Y For 60Hz-120V, Electric starter type with Oil sensor Includes items 3 thru 23, 25 and 28 thru 32	1	
2	385-43395-08	CONTROL PANEL A For 110V	1	
* 2	385-43396-08	CONTROL PANEL A For 120V Includes item 24	1	
3	385-45661-08	NO-FUSE BREAKER (27A)	1	
5	004-35030-60	SCREW and WASHER ASS' Y	2	
6	320-75127-08	AC VOLTMETER (150V)	1	
7	378-45737-08	AC RECEPTACLE (125V-15A)	1	
8	357-45703-08	AC RECEPTACLE (125V-30A, TWIST LOCK)	1	
10	004-35041-00	SCREW and WASHER ASS' Y	2	
11	379-49933-08	SCREW and WASHER ASS' Y	2	
15	320-59855-08	FUSE HOLDER (DC)	1	
16	320-59860-08	FUSE (10A)	1	
17	363-45701-08	TERMINAL BOLT (Color: RED)	1	
18	363-45700-08	TERMINAL BOLT (Color: BLACK)	1	
19	353-49901-08	WING NUT	1	
20	356-49907-08	SCREW	1	
21	353-49902-08	NUT	1	
22	332-00050-08	SPRING WASHER	2	
23	353-49903-08	WASHER	1	
24	353-49037-08	LABEL (AC 120V)	1	
25	363-49091-08	LABEL (DC BATTERY CHARGE ONLY)	1	
26	389-47552-08	GROMMET	1	
27	355-57509-08	GROMMET	1	
28	066-00002-50	SWITCH For Electric starter	1	
29	385-45517-08	FUSE HOLDER For Electric starter type	1	
30	385-45518-08	FUSE (15A) For Electric starter type	1	
32	351-45302-08	LAMP, warning For Electric starter type with Oil sensor	1	
33	385-47541-08	CONDENSER (20 μ F)	2	
35	380-47531-08	CONDENSER BRACKET	4	
36	004-35041-00	SCREW and WASHER ASS' Y	3	
37	389-59989-08	SCREW and WASHER ASS' Y	1	
38	353-45804-08	DIODE STACK ASS' Y	1	

When ordering parts : Always give the Model, Specification and Serial Number of Generator.

FIG. 3-2 CONTROL BOX (110V, 120V)

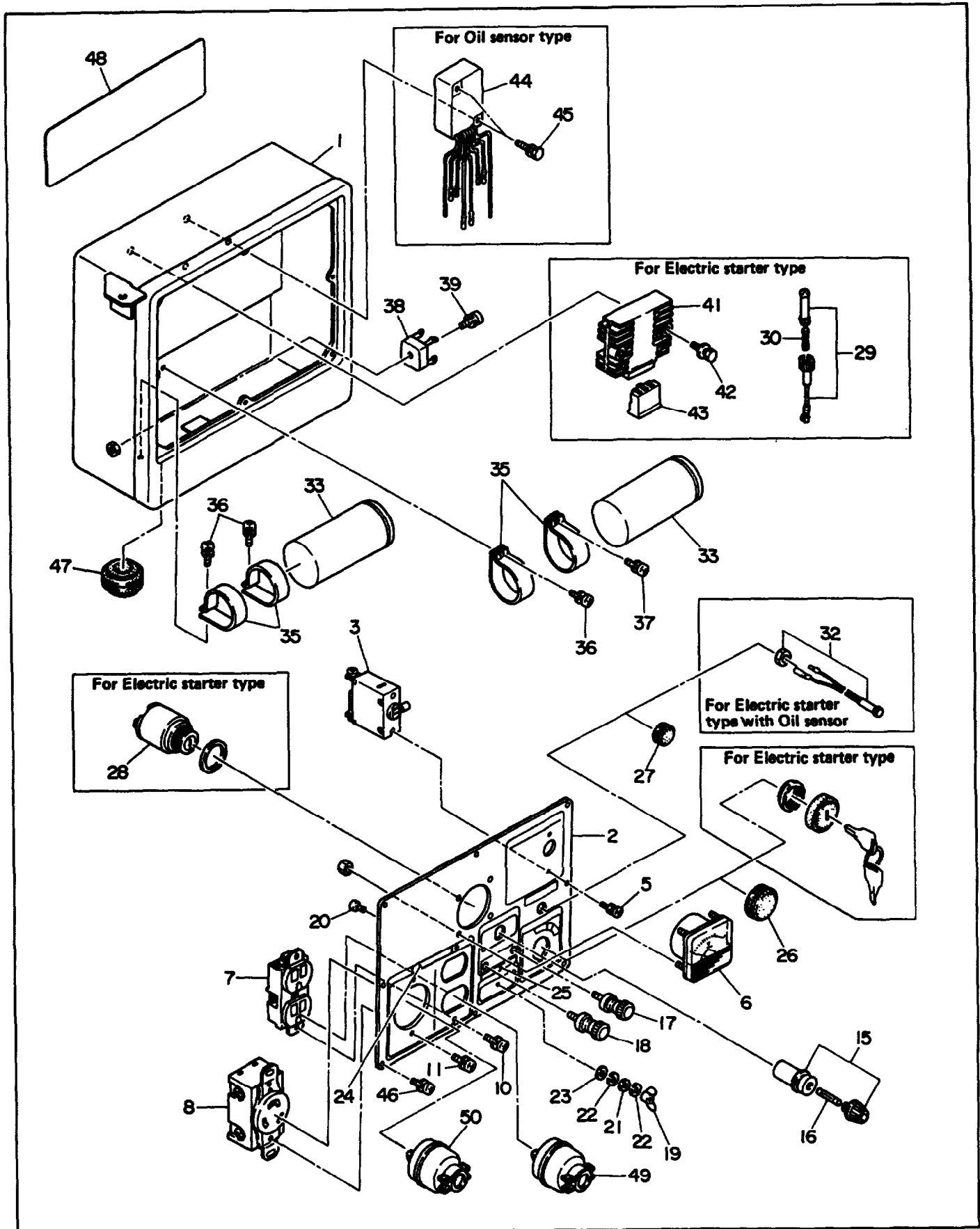


FIG. 3-3 CONTROL BOX (110V/220V)

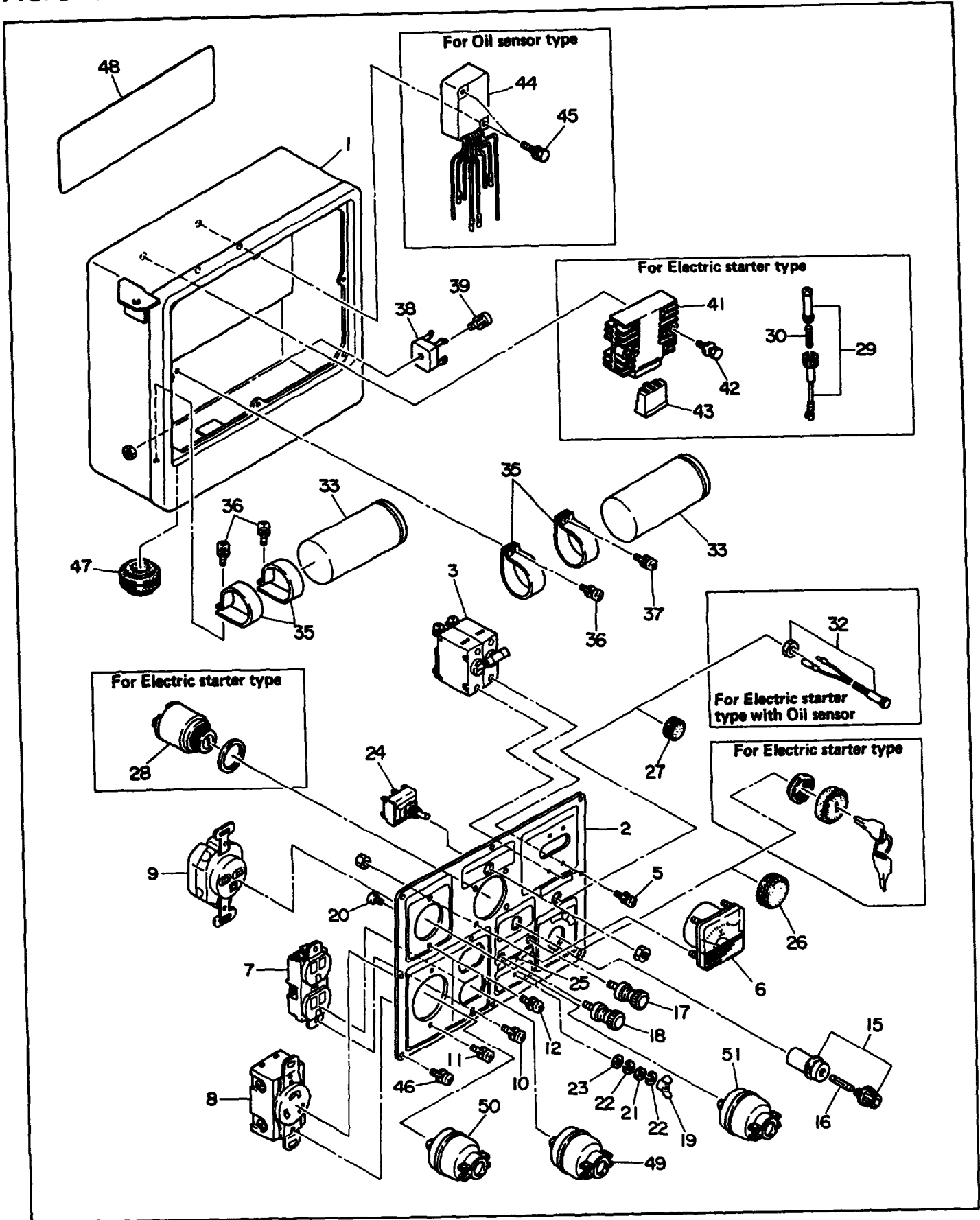


FIG. 3-3 CONTROL BOX (110V/220V)

Ref. No.	Parts Number	Description	Interchangeability	
			Q'ty	Execution
* 1	385-40609-08	CONTROL BOX ASS' Y For 110V/220V Includes items 2 thru 27, 33 thru 40 and 46	1	
* 1	385-40699-08	CONTROL BOX ASS' Y For 110V/220V, Electric starter type Includes items 2 thru 25, 27 thru 30, 33 thru 43,46 and 47	1	
* 1	385-40700-08	CONTROL BOX ASS' Y For 110V/220V, Oil sensor type Includes items 2 thru 27, 33 thru 40 and 44 thru 47	1	
* 1	385-40701-08	CONTROL BOX ASS' Y For 110V/220V, Electric starter type with Oil sensor Includes items 2 thru 25 and 28 thru 47	1	
1	386-43086-08	CONTROL BOX	1	
1	386-43096-08	CONTROL BOX For Electric starter type, Oil sensor type For Electric starter type with Oil sensor	1	
* 2	385-41437-08	CONTROL PANEL A ASS' Y For 110V/220V Includes items 3 thru 27	1	
* 2	385-41732-08	CONTROL PANEL A ASS' Y For 110V/220V, Electric starter type Includes items 3 thru 25, 27 and 28	1	
* 2	385-41437-08	CONTROL PANEL A ASS' Y For 110V/220V, Oil sensor type Includes items 3 thru 27	1	
* 2	385-41733-08	CONTROL PANEL A ASS' Y For 110V/220V, Electric starter type with Oil sensor Includes items 3 thru 25 and 28 thru 32	1	
2	385-43397-08	CONTROL PANEL A For 110V/220V	1	
3	356-45662-08	NO-FUSE BREAKER (14A X 2)	1	
5	004-35030-60	SCREW and WASHER ASS' Y	4	
6	320-75127-08	AC VOLTMETER (150V)	1	
7	378-45737-08	AC RECEPTACLE (125V-15A)	1	
8	357-45703-08	AC RECEPTACLE (30A, TWIST LOCK)	1	
9	378-45738-08	AC RECEPTACLE (250V-15A)	1	
10	004-35041-00	SCREW and WASHER ASS' Y	2	
11	379-49933-08	SCREW and WASHER ASS' Y	2	
12	004-35041-00	SCREW and WASHER ASS' Y	2	
15	320-59855-08	FUSE HOLDER (DC)	1	
16	320-59860-08	FUSE (10A)	1	
17	363-45701-08	TERMINAL BOLT (Color: RED)	1	
18	363-45700-08	TERMINAL BOLT (Color: BLACK)	1	
19	353-49901-08	WING NUT	1	

When ordering parts : Always give the Model, Specification and Serial Number of Generator.

FIG. 3-3 CONTROL BOX (110V/220V)

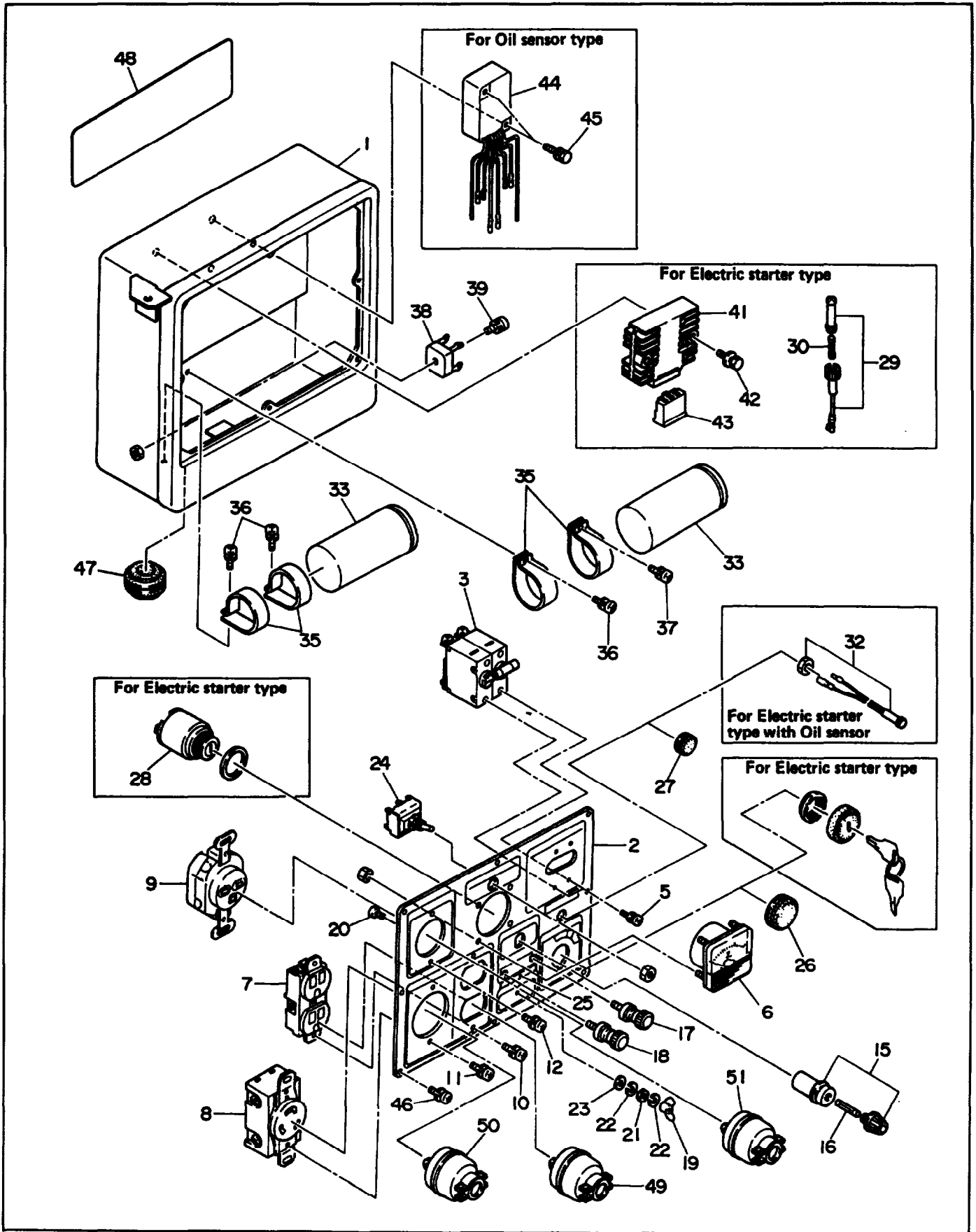


FIG. 3-3 CONTROL BOX (110V/220V)

Ref. No.	Parts Number	Description	Q'ty	Interchangeability	
				↓	Execution
20	356-49907-08	SCREW	1		
21	353-49902-08	NUT	1		
22	332-00050-08	SPRING WASHER	2		
23	353-49903-08	WASHER	1		
24	356-45612-08	SWITCH, full power	1		
25	363-49091-08	LABEL (DC BATTERY CHARGE ONLY)	1		
26	389-47552-08	GROMMET	1		
27	355-57509-08	GROMMET	1		
28	066-00002-50	SWITCH For Electric starter type	1		
29	385-45517-08	FUSE HOLDER For Electric starter type	1		
30	385-45518-08	FUSE (15A) For Electric starter type	1		
32	351-45302-08	LAMP, warning For Electric starter type with Oil sensor	1		
33	385-47541-08	CONDENSER (20 μF)	2		
35	380-47531-08	CONDENSER BRACKET	4		
36	004-35041-00	SCREW and WASHER ASS' Y	3		
37	389-59989-08	SCREW and WASHER ASS' Y	1		
38	353-45804-08	DIODE STACK ASS' Y	1		
39	353-59949-08	SCREW and WASHER ASS' Y	1		
41	228-71920-01	REGULATOR, compl. For Electric starter type	1		
42	001-11062-50	BOLT and WASHER ASS' Y For Electric starter type	2		
43	385-47321-08	CONNECTOR For Electric starter type	1		
44	228-76001-01	OIL SENSOR, compl. For Oil sensor type	1		
45	001-11063-50	BOLT and WASHER ASS' Y For Oil sensor type	2		
46	353-49904-08	SCREW	8		
47	385-57511-08	GROMMET For Oil sensor type or Electric starter type	1		
48	385-59233-08	LABEL For 50Hz-110V/220V	1		
48	385-59234-08	LABEL For 60Hz-110V/220V	1		
49	320-75176-08	AC PLUG (125V-15A)	2		
50	353-45705-08	AC PLUG (250V-30A, TWIST LOCK)	1		
51	320-75176-08	AC PLUG (250V-15A)	1		

When ordering parts : Always give the Model, Specification and Serial Number of Generator.

FIG. 3-4 CONTROL BOX (U.K., 50Hz-110V/220V, BS)

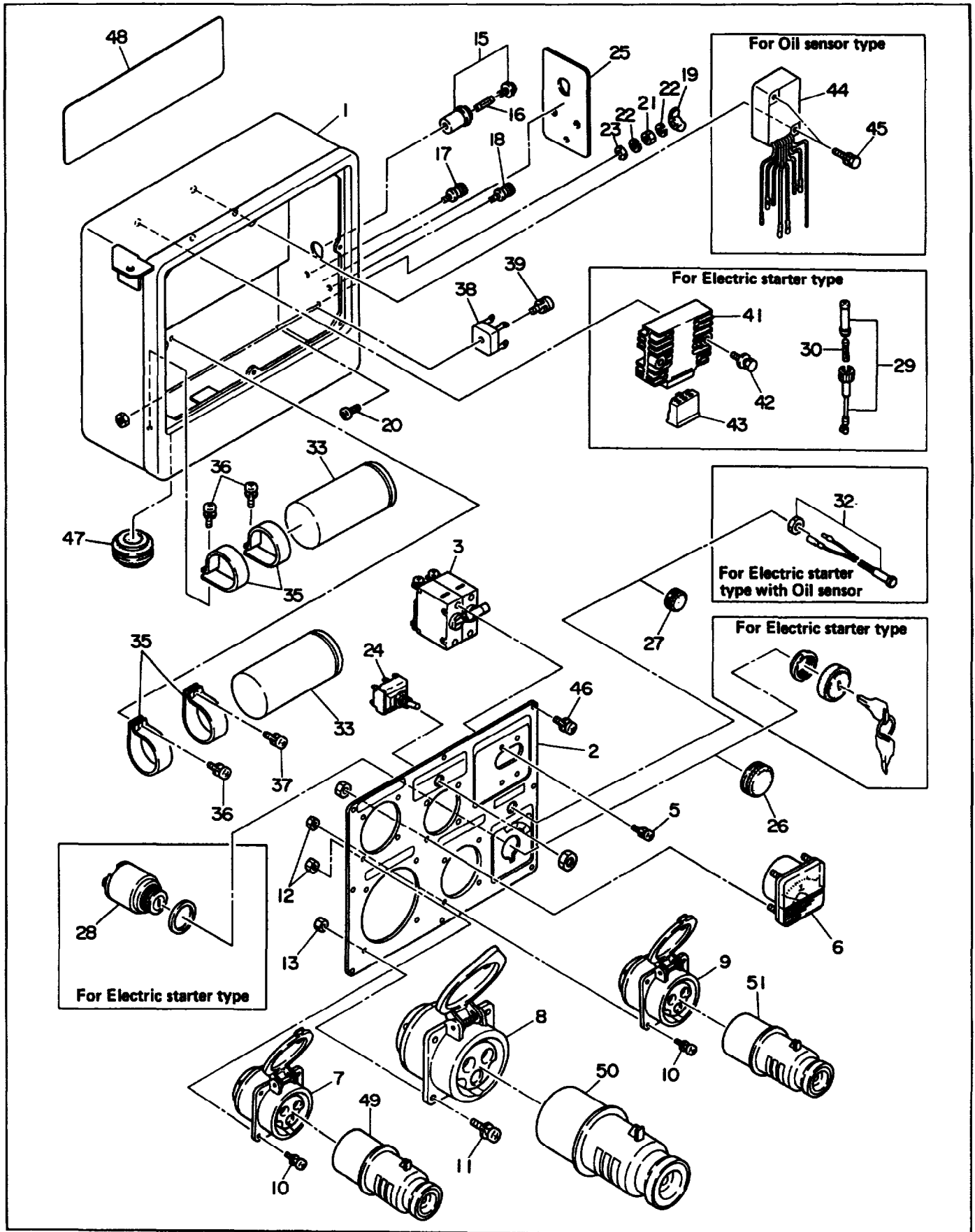


FIG. 3-4 CONTROL BOX (U.K., 50Hz-110V/220V, BS)

Ref. No.	Parts Number	Description	Interchangeability	
			Q'ty	Execution
* 1	385-40702-08	CONTROL BOX ASS' Y Includes items 2 thru 27, 33 thru 40 and 46	1	
* 1	385-40703-08	CONTROL BOX ASS' Y For Electric starter type Includes items 2 thru 25, 27 thru 30, 33 thru 43, 46 and 47	1	
* 1	385-40704-08	CONTROL BOX ASS' Y For Oil sensor type Includes items 2 thru 27, 33 thru 40 and 44 thru 47	1	
* 1	385-40705-08	CONTROL BOX ASS' Y For Electric starter type with Oil sensor Includes items 2 thru 25 and 28 thru 47	1	
1	386-43097-08	CONTROL BOX	1	
1	386-43098-08	CONTROL BOX For Electric starter type, Oil sensor type For Electric starter type with Oil sensor	1	
* 2	385-41734-08	CONTROL PANEL A ASS' Y Includes items 3 thru 13, 24, 26 and 27	1	
* 2	385-41735-08	CONTROL PANEL A ASS' Y For Electric starter type Includes items 3 thru 13, 24, 27 and 28	1	
* 2	385-41734-08	CONTROL PANEL A ASS' Y For Oil sensor type Includes items 3 thru 13, 26 and 27	1	
* 2	385-41736-08	CONTROL PANEL A ASS' Y For Electric starter type with Oil sensor Includes items 3 thru 13, 24 and 28 thru 32	1	
2	385-43471-08	CONTROL PANEL A	1	
3	356-45642-08	NO-FUSE BREAKER (14A X 2)	1	
5	004-35030-60	SCREW and WASHER ASS' Y	4	
6	320-75127-08	AC VOLTMETER (150V)	1	
7	353-45725-08	AC RECEPTACLE (110V-16A)	1	
8	353-45731-08	AC RECEPTACLE (110V-32A)	1	
9	353-45727-08	AC RECEPTACLE (240V-16A)	1	
10	363-49933-08	SCREW and WASHER ASS' Y	8	
11	380-49944-08	SCREW and WASHER ASS' Y	4	
12	002-17040-00	NUT	8	
13	002-17050-00	NUT	4	
15	320-59855-08	FUSE HOLDER (DC)	1	
16	320-59860-08	FUSE (10A)	1	
17	363-45701-08	TERMINAL BOLT (Color: RED)	1	
18	363-45700-08	TERMINAL BOLT (Color: BLACK)	1	
19	353-49901-08	WING NUT	1	

When ordering parts : Always give the Model, Specification and Serial Number of Generator.

FIG. 3-4 CONTROL BOX (U.K., 50Hz-110V/220V, BS)

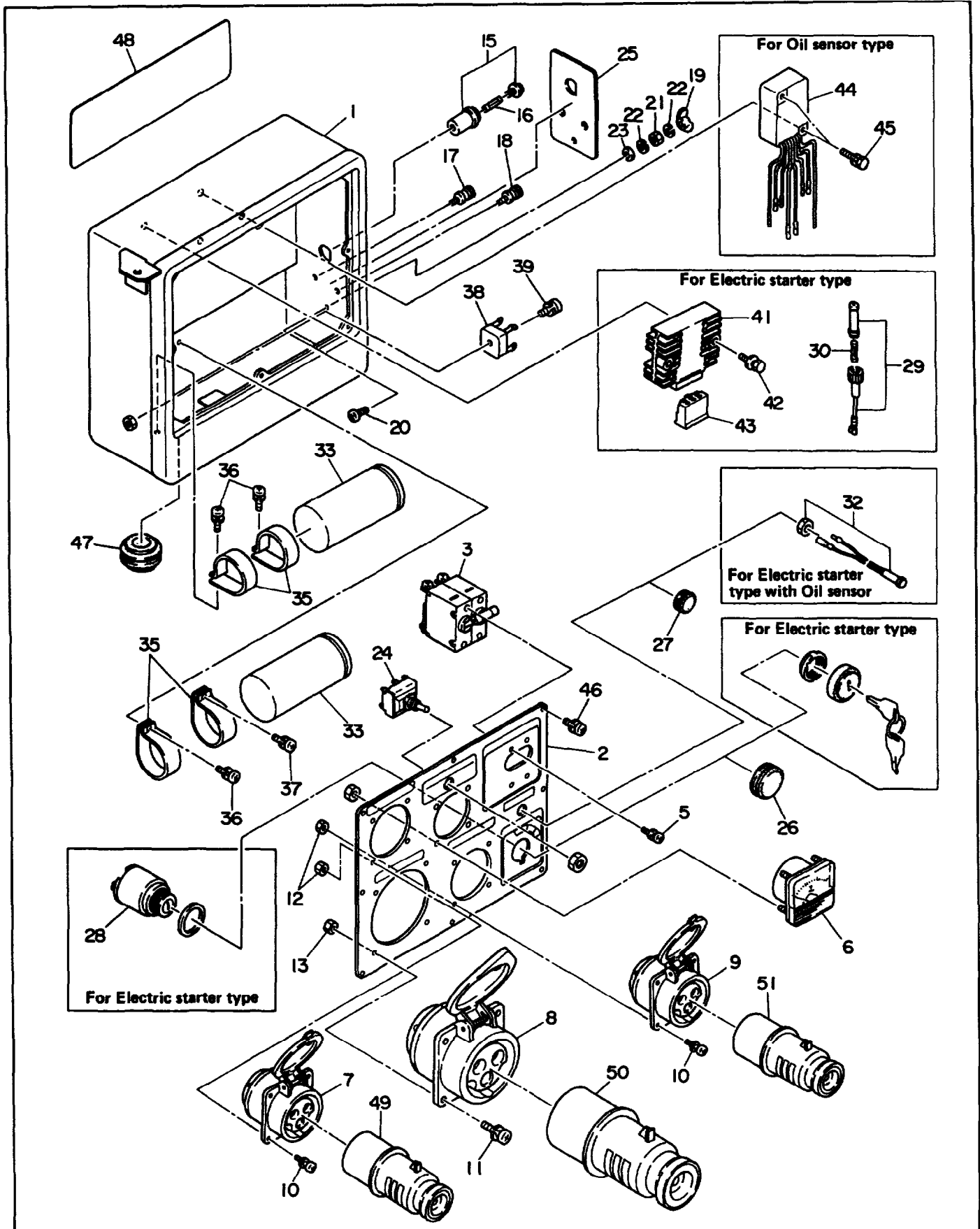


FIG. 3-5 CONTROL BOX (GERMANY, 50Hz-220V)

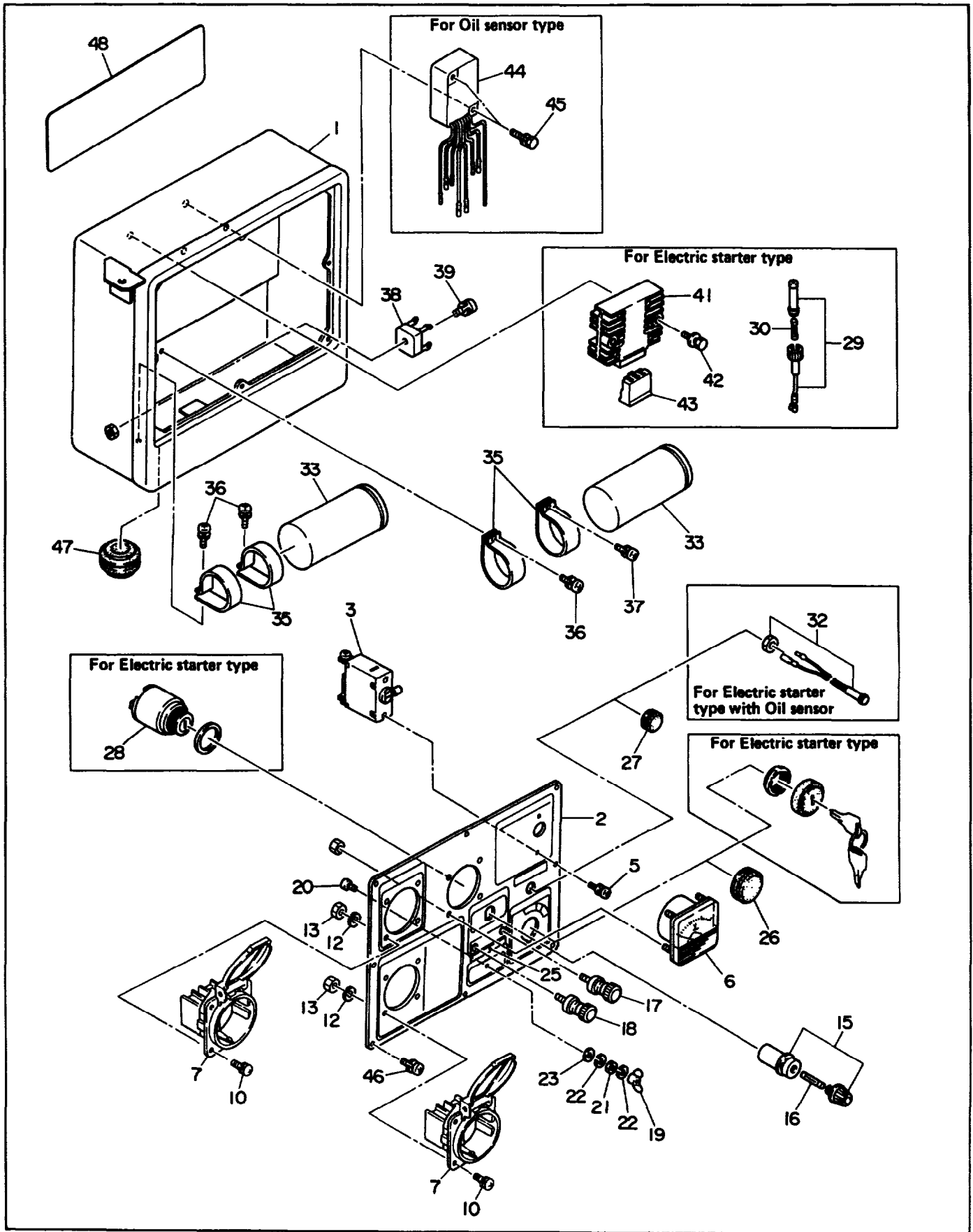


FIG. 3-5 CONTROL BOX (GERMANY, 50Hz-220V)

Interchangeability

Ref. No.	Parts Number	Description	Q'ty	Execution
* 1	385-40710-08	CONTROL BOX ASS' Y Includes items 2 thru 27, 33 thru 40 and 46	1	
* 1	385-40711-08	CONTROL BOX ASS' Y For Electric starter type Includes items 2 thru 25, 27 thru 30, 33 thru 43, 46 and 47	1	
* 1	385-40712-08	CONTROL BOX ASS' Y For Oil sensor type Includes items 2 thru 27, 33 thru 40 and 44 thru 47	1	
* 1	385-40713-08	CONTROL BOX ASS' Y For Electric starter type with Oil sensor Includes items 2 thru 25 and 28 thru 47	1	
1	386-43086-08	CONTROL BOX	1	
1	386-43096-08	CONTROL BOX For Electric starter type, Oil sensor type For Electric starter type with Oil sensor	1	
* 2	385-41740-08	CONTROL PANEL A ASS' Y Includes items 3 thru 27	1	
* 2	385-41741-08	CONTROL PANEL A ASS' Y For Electric starter type Includes items 3 thru 25, 27 and 28	1	
* 2	385-41740-08	CONTROL PANEL A ASS' Y For Oil sensor type Includes items 3 thru 27	1	
* 2	385-41742-08	CONTROL PANEL A ASS' Y For Electric starter type with Oil sensor Includes items 3 thru 25 and 28 thru 32	1	
2	385-43720-08	CONTROL PANEL A	1	
3	386-45652-08	NO-FUSE BREAKER (20A)	1	
5	004-35030-60	SCREW and WASHER ASS' Y	2	
6	320-75112-08	AC VOLTMETER (300V)	1	
7	358-40614-08	AC RECEPTACLE (250V-16A)	2	
10	363-49930-00	SCREW and WASHER ASS' Y	8	
12	003-20040-00	SPRING WASHER	8	
13	002-17040-00	NUT	8	
15	320-59855-08	FUSE HOLDER (DC)	1	
16	320-59860-08	FUSE (10A)	1	
17	363-45701-08	TERMINAL BOLT (Color: RED)	1	
18	363-45700-08	TERMINAL BOLT (Color: BLACK)	1	
19	353-49901-08	WING NUT	1	
20	356-49907-08	SCREW	1	
21	353-49902-08	NUT	1	
22	332-00050-08	SPRING WASHER	2	

When ordering parts ; Always give the Model, Specification and Serial Number of Generator.

FIG. 3-5 CONTROL BOX (GERMANY, 50Hz-220V)

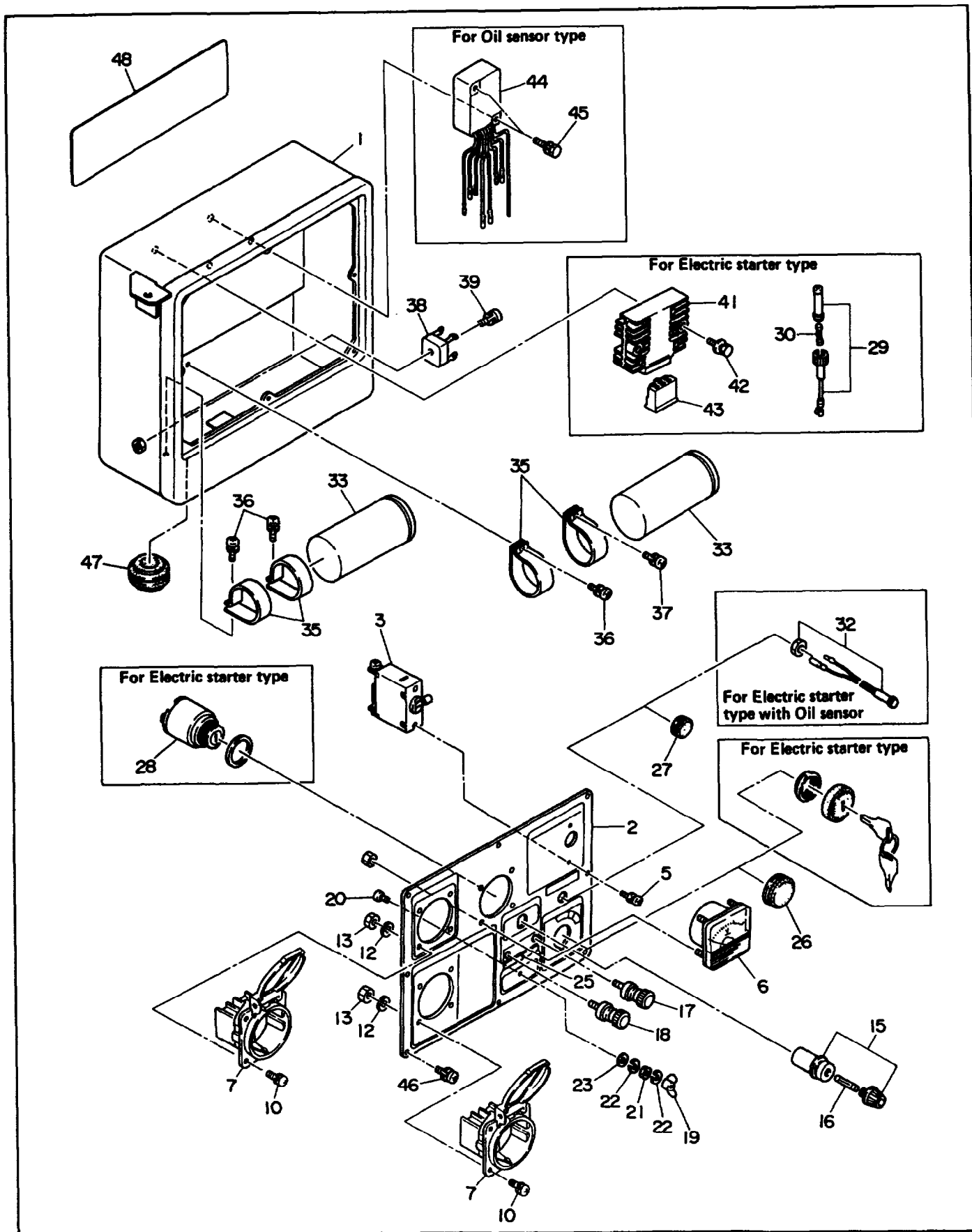


FIG. 3-6 CONTROL BOX (50Hz-220V, WITH SPECIAL RECEPTACLE)

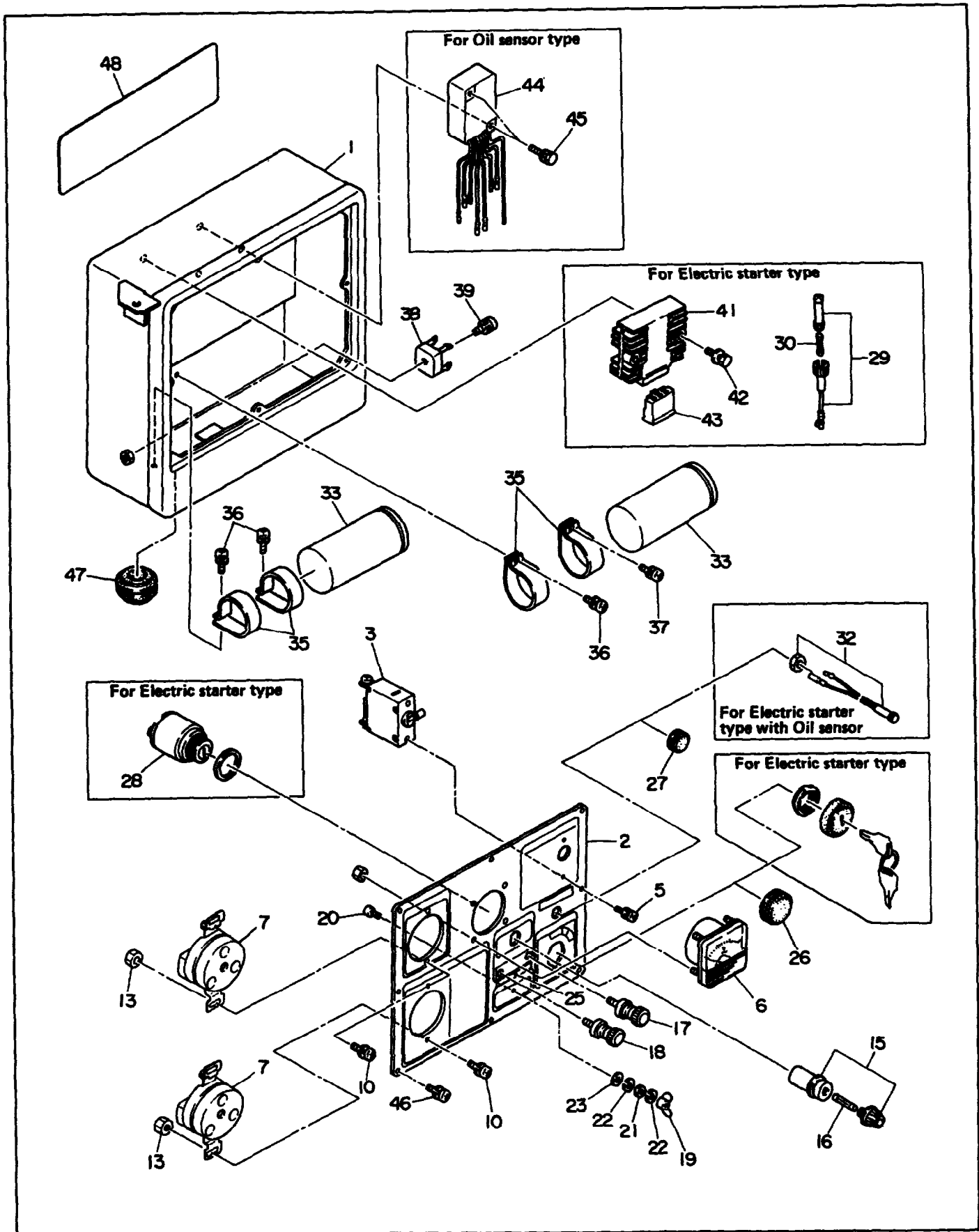


FIG. 3-6 CONTROL BOX (50Hz-220V, WITH SPECIAL RECEPTACLE)

Interchangeability

Ref. No.	Parts Number	Description	Q'ty	Execution
* 1	385-40714-08	CONTROL BOX ASS' Y Includes items 2 thru 27, 33 thru 40 and 46	1	
* 1	385-40715-08	CONTROL BOX ASS' Y For Electric starter type Includes items 2 thru 25, 27 thru 30, 33 thru 43, 46 and 47	1	
* 1	385-40716-08	CONTROL BOX ASS' Y For Oil sensor type Includes items 2 thru 27, 33 thru 40 and 44 thru 47	1	
* 1	385-40717-08	CONTROL BOX ASS' Y For Electric starter type with Oil sensor Includes items 2 thru 25 and 28 thru 47	1	
1	386-43086-08	CONTROL BOX	1	
1	386-43096-08	CONTROL BOX For Electric starter type, Oil sensor type For Electric starter type with Oil sensor	1	
* 2	385-41743-08	CONTROL PANEL A ASS' Y Includes items 3 thru 27	1	
* 2	385-41744-08	CONTROL PANEL A ASS' Y For Electric starter type Includes items 3 thru 25, 27 and 28	1	
* 2	385-41743-08	CONTROL PANEL A ASS' Y For Oil sensor type Includes items 3 thru 27	1	
* 2	385-41745-08	CONTROL PANEL A ASS' Y For Electric starter type with Oil sensor Includes items 3 thru 25 and 28 thru 32	1	
2	385-43721-08	CONTROL PANEL A	1	
3	386-45652-08	NO-FUSE BREAKER (20A)	1	
5	004-35030-60	SCREW and WASHER ASS' Y	2	
6	320-75112-08	AC VOLTMETER (300V)	1	
7	358-45718-08	AC RECEPTACLE (250V-16A)	2	
10	363-49930-08	SCREW and WASHER ASS' Y	4	
13	002-17040-00	NUT	4	
15	320-59855-08	FUSE HOLDER (DC)	1	
16	320-59860-08	FUSE (10A)	1	
17	363-45701-08	TERMINAL BOLT (Color: RED)	1	
18	363-45700-08	TERMINAL BOLT (Color: BLACK)	1	
19	353-49901-08	WING NUT	1	
20	356-49907-08	SCREW	1	
21	353-49902-08	NUT	1	
22	332-00050-08	SPRING WASHER	2	
23	353-49903-08	WASHER	1	

When ordering parts ; Always give the Model, Specification and Serial Number of Generator.

FIG. 3-6 CONTROL BOX (50Hz-220V, WITH SPECIAL RECEPTACLE)

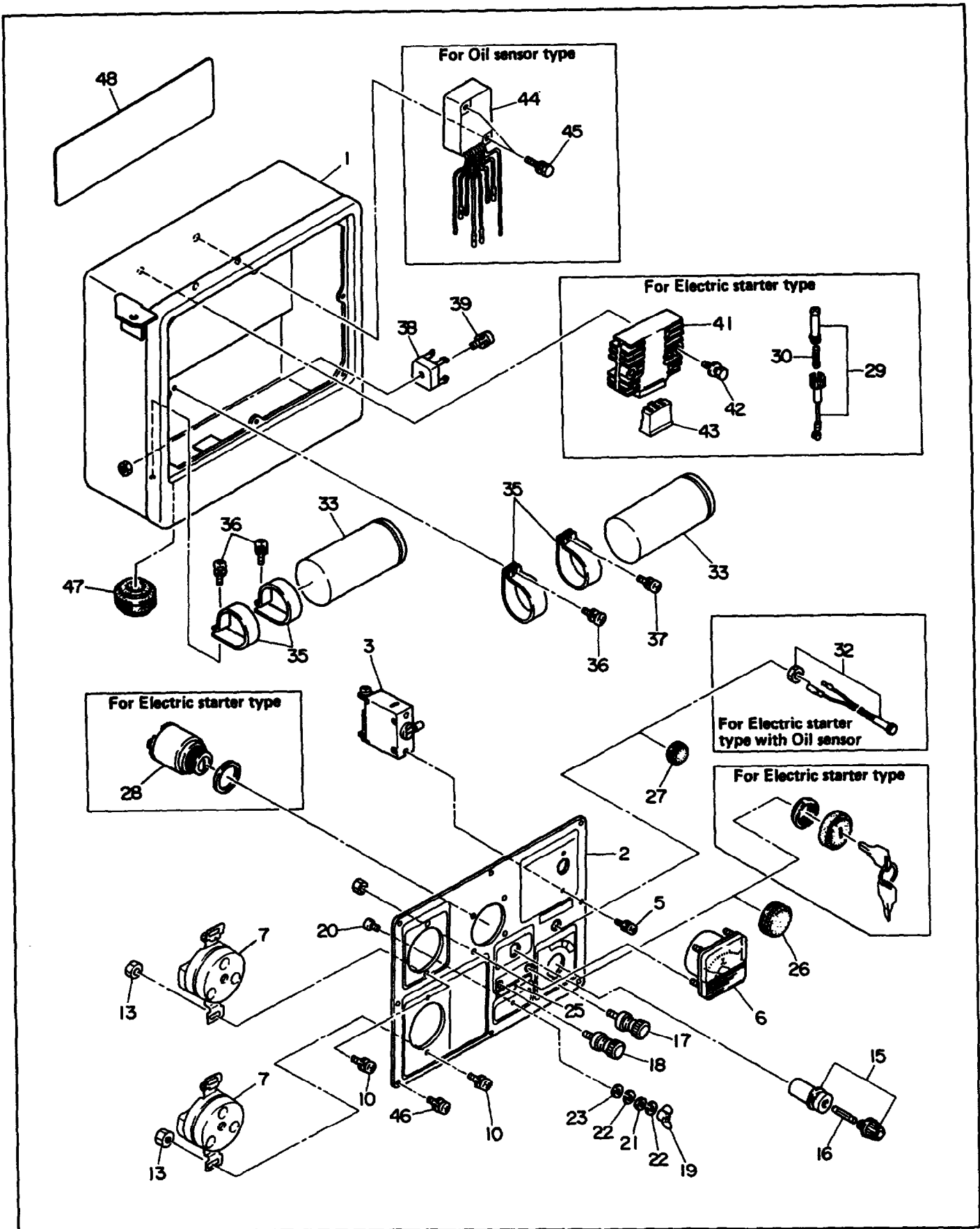


FIG. 3-7 CONTROL BOX (SWITZERLAND, 50Hz-220V)

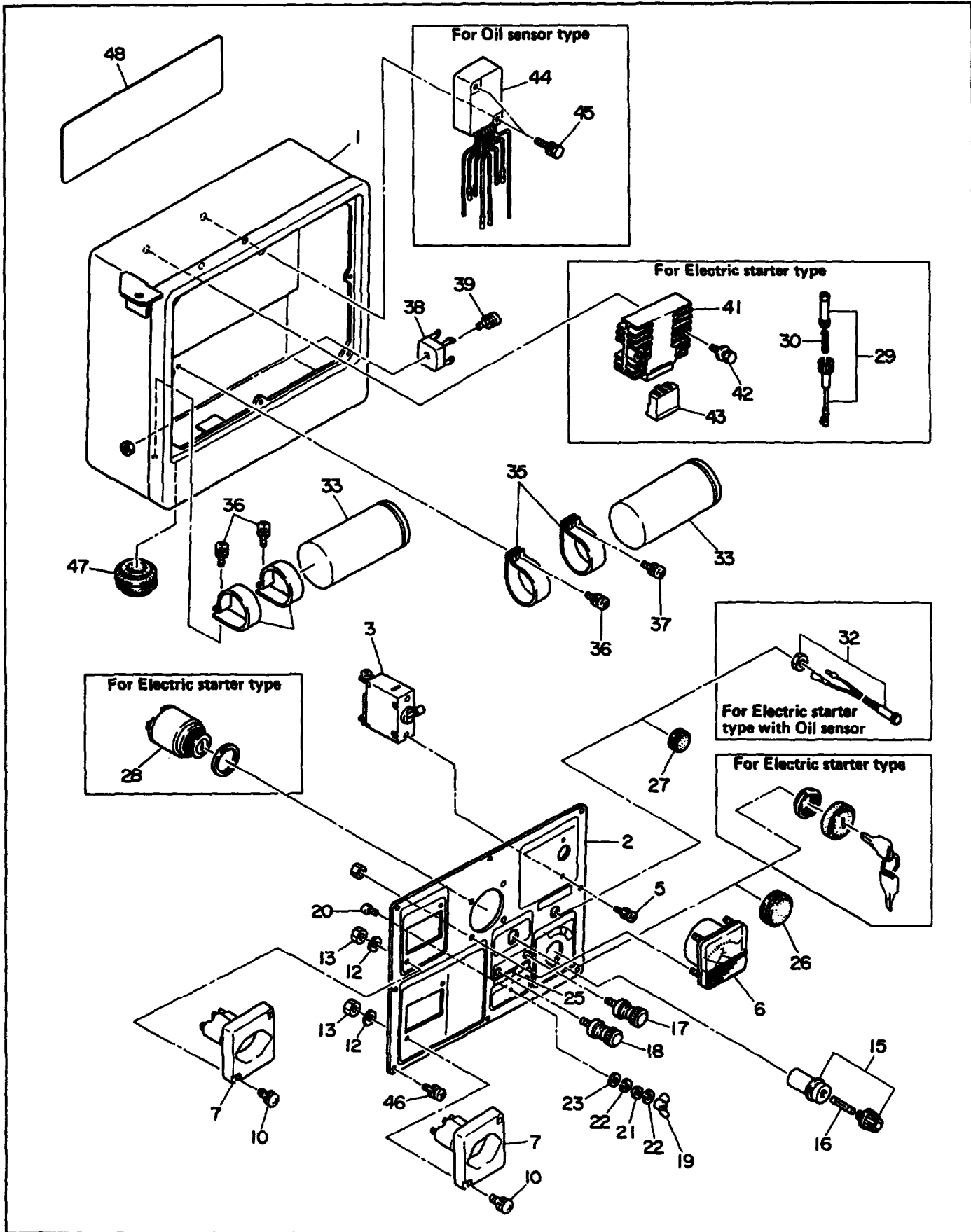


FIG. 3-7 CONTROL BOX (SWITZERLAND, 50Hz-220V)

Interchangeability

Ref. No.	Parts Number	Description	Q'ty	Execution
* 1	385-40718-08	CONTROL BOX ASS' Y Includes items 2 thru 27, 33 thru 40 and 46	1	
* 1	385-40719-08	CONTROL BOX ASS' Y For Electric starter type Includes items 2 thru 25, 27 thru 30, 33 thru 43, 46 and 47	1	
* 1	385-40720-08	CONTROL BOX ASS' Y For Oil sensor type Includes items 2 thru 27, 33 thru 40 and 44 thru 47	1	
* 1	385-40721-08	CONTROL BOX ASS' Y For Electric starter type with Oil sensor Includes items 2 thru 25 and 28 thru 47	1	
1	386-43086-08	CONTROL BOX	1	
1	386-43096-08	CONTROL BOX For Electric starter type, Oil sensor type For Electric starter type with Oil sensor	1	
* 2	385-41746-08	CONTROL PANEL A ASS' Y Includes items 3 thru 27	1	
* 2	385-41747-08	CONTROL PANEL A ASS' Y For Electric starter type Includes items 3 thru 25, 27 and 28	1	
* 2	385-41746-08	CONTROL PANEL A ASS' Y For Oil sensor type Includes items 3 thru 27	1	
* 2	385-41748-08	CONTROL PANEL A ASS' Y For Electric starter type with Oil sensor Includes items 3 thru 25 and 28 thru 32	1	
2	385-43722-08	CONTROL PANEL A	1	
3	386-45652-08	NO-FUSE BREAKER (20A)	1	
5	004-35030-60	SCREW and WASHER ASS' Y	2	
6	320-75112-08	AC VOLTMETER (300V)	1	
7	358-40617-08	AC RECEPTACLE (250V-10A)	2	
10	363-49934-08	SCREW and WASHER ASS' Y	4	
12	363-49938-08	SPRING WASHER	4	
13	363-49936-08	NUT	4	
15	320-59855-08	FUSE HOLDER (DC)	1	
16	320-59860-08	FUSE (10A)	1	
17	363-45701-08	TERMINAL BOLT (Color: RED)	1	
18	363-45700-08	TERMINAL BOLT (Color: BLACK)	1	
19	353-49901-08	WING NUT	1	
20	356-49907-08	SCREW	1	
21	353-49902-08	NUT	1	
22	332-00050-08	SPRING WASHER	2	

When ordering parts : Always give the Model, Specification and Serial Number of Generator.

FIG. 3-7 CONTROL BOX (SWITZERLAND, 50Hz-220V)

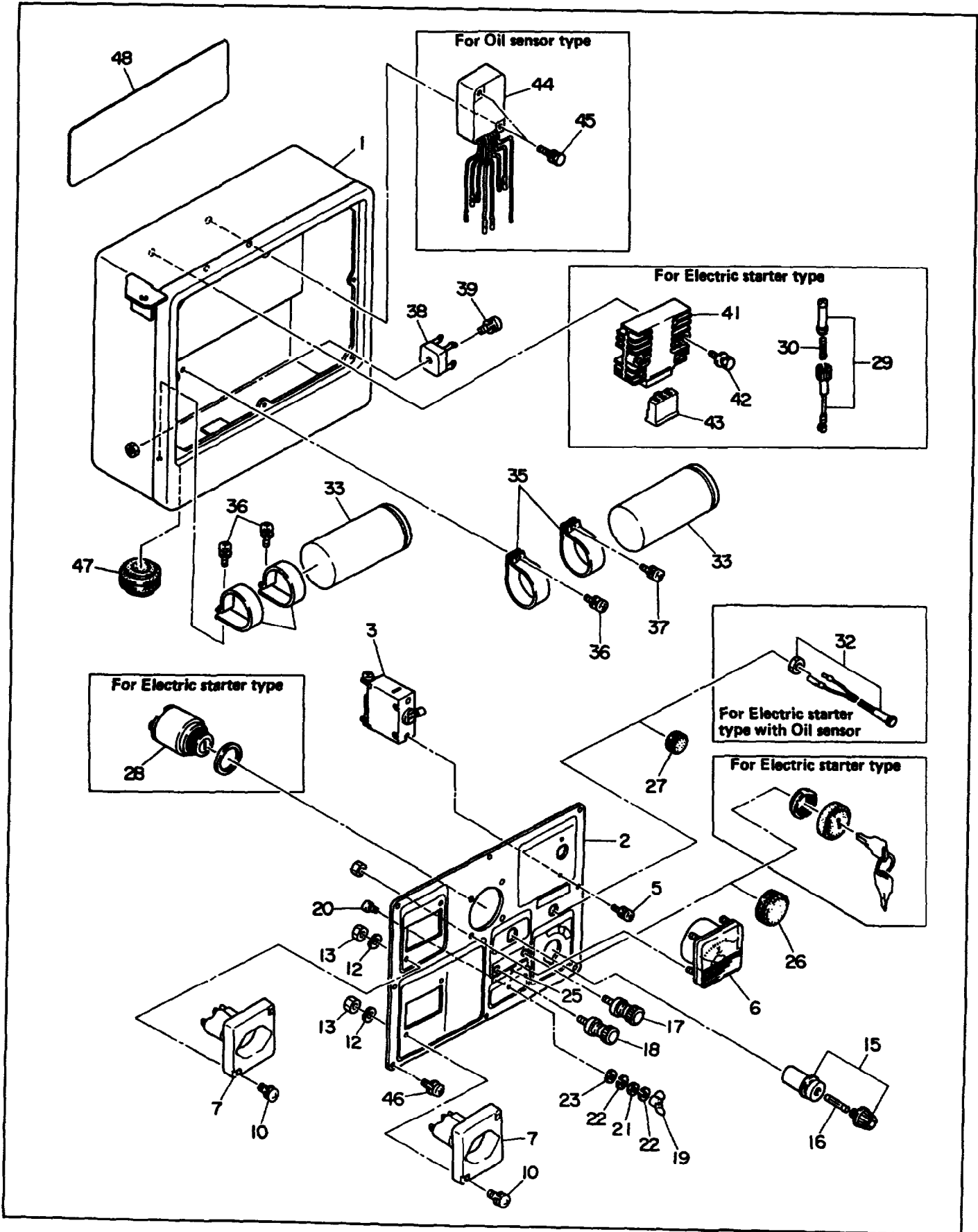


FIG. 3-8 CONTROL BOX (AUSTRALIA, 50Hz-240V)

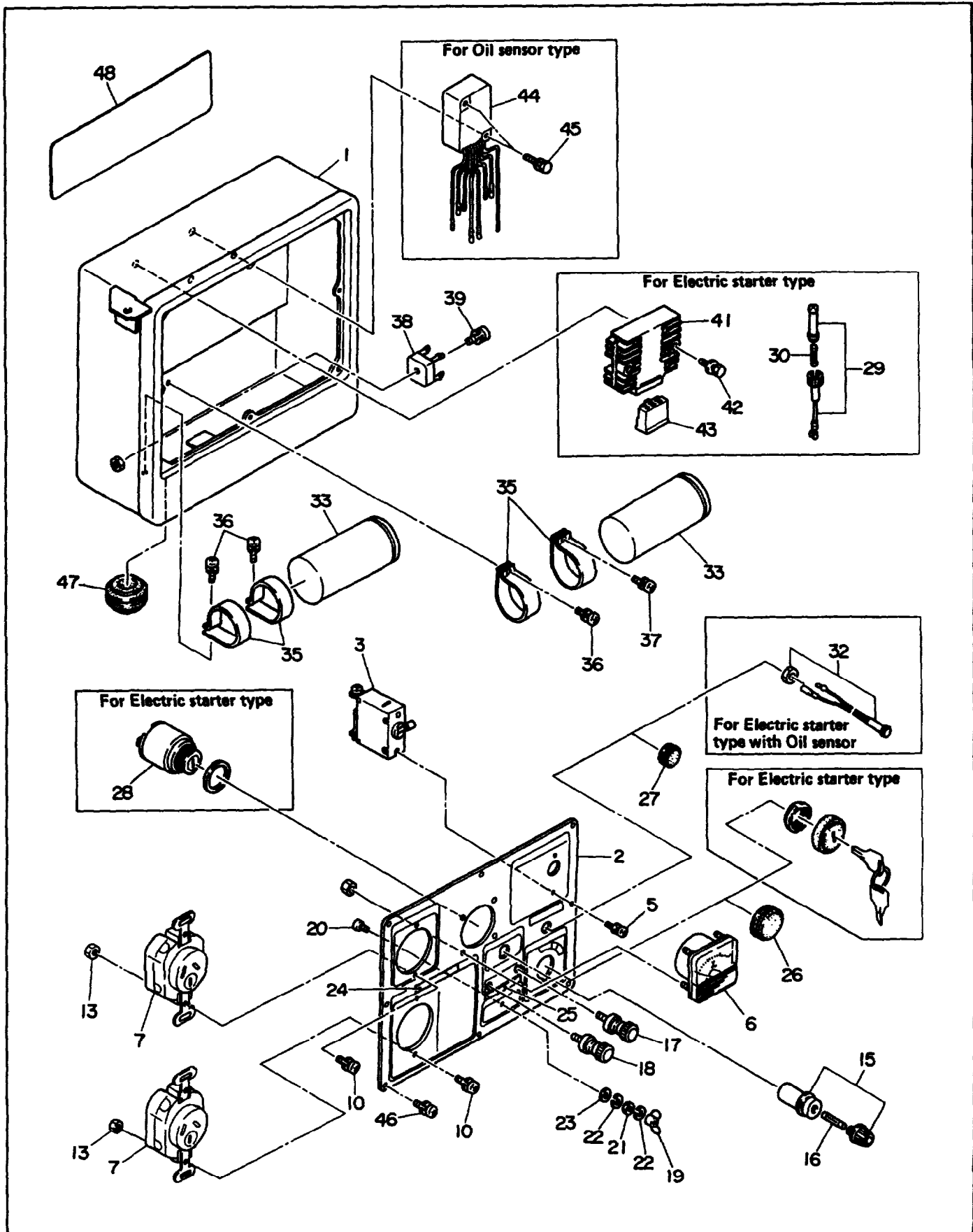


FIG. 3-8 CONTROL BOX (AUSTRALIA, 50Hz-240V)

Interchangeability

Ref. No.	Parts Number	Description	Q'ty	Execution
* 1	385-40722-08	CONTROL BOX ASS' Y Includes items 2 thru 27, 33 thru 40 and 46	1	
* 1	385-40723-08	CONTROL BOX ASS' Y For Electric starter type Includes items 2 thru 25, 27 thru 30, 33 thru 43, 46 and 47	1	
* 1	385-40724-08	CONTROL BOX ASS' Y For Oil sensor type Includes items 2 thru 27, 33 thru 40 and 44 thru 47	1	
* 1	385-40725-08	CONTROL BOX ASS' Y For Electric starter type with Oil sensor Includes items 2 thru 25 and 28 thru 47	1	
1	386-43086-08	CONTROL BOX	1	
1	386-43096-08	CONTROL BOX For Electric starter type, Oil sensor type For Electric starter type with Oil sensor	1	
* 2	385-41749-08	CONTROL PANEL A ASS' Y Includes items 3 thru 27	1	
* 2	385-41750-08	CONTROL PANEL A ASS' Y For Electric starter type Includes items 3 thru 25 and 28	1	
* 2	385-41749-08	CONTROL PANEL A ASS' Y For Oil sensor type Includes items 3 thru 27	1	
* 2	385-41751-08	CONTROL PANEL A ASS' Y For Electric starter type with Oil sensor Includes items 3 thru 25 and 28 thru 32	1	
2	385-43723-08	CONTROL PANEL A	1	
3	386-45652-08	NO-FUSE BREAKER (20A)	1	
5	004-35030-60	SCREW and WASHER ASS' Y	2	
6	320-75112-08	AC VOLTMETER (300V)	1	
7	353-45719-08	AC RECEPTACLE (250V-15A)	2	
10	004-35041-00	SCREW and WASHER ASS' Y	4	
13	002-17040-00	NUT	4	
15	320-59855-08	FUSE HOLDER (DC)	1	
16	320-59860-08	FUSE (10A)	1	
17	363-45701-08	TERMINAL BOLT (Color: RED)	1	
18	363-45700-08	TERMINAL BOLT (Color: BLACK)	1	
19	353-49901-08	WING NUT	1	
20	356-49907-08	SCREW	1	
21	353-49902-08	NUT	1	
22	332-00050-08	SPRING WASHER	2	
23	353-49903-08	WASHER	1	

When ordering parts : Always give the Model, Specification and Serial Number of Generator.

FIG. 3-8 CONTROL BOX (AUSTRALIA, 50Hz-240V)

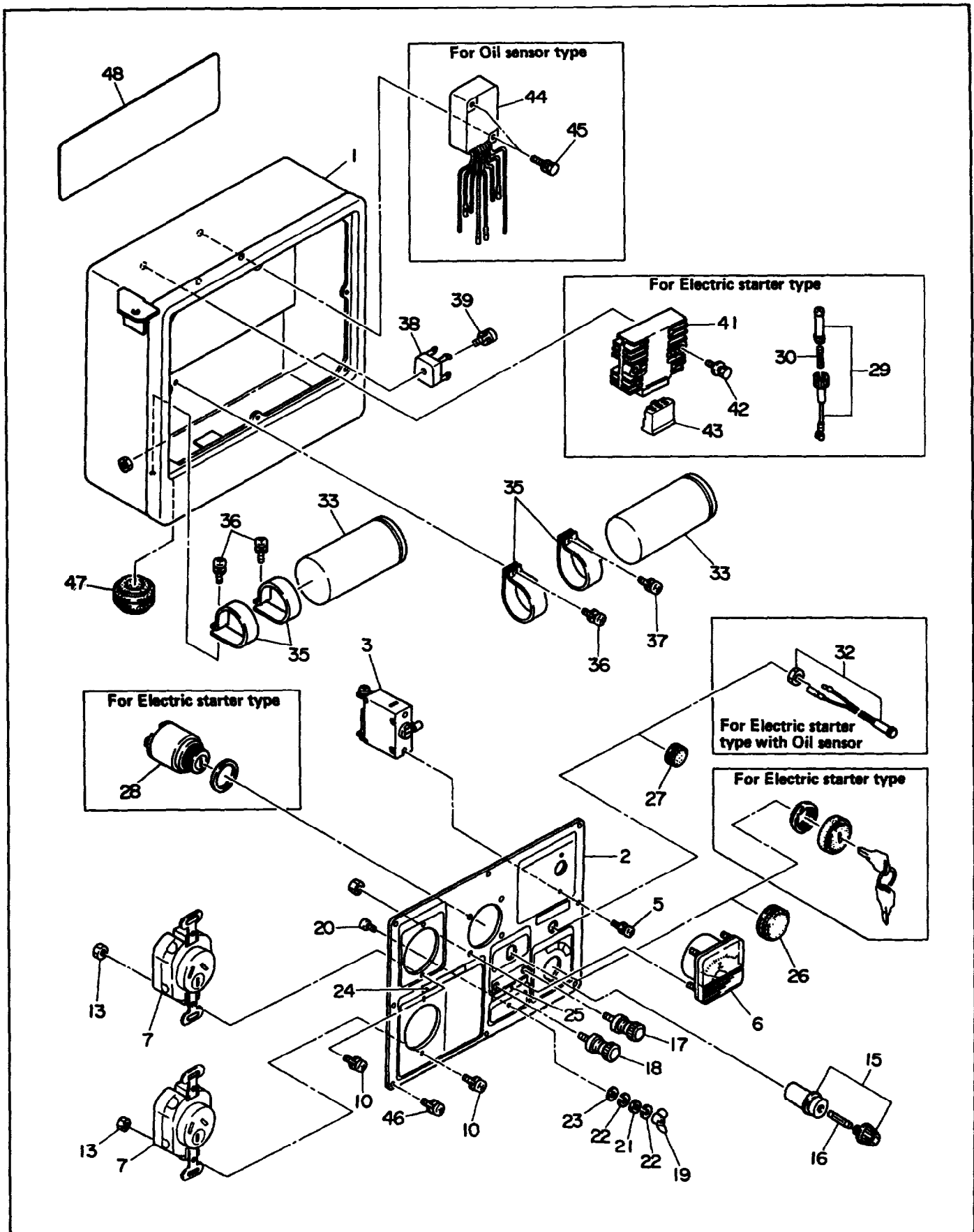


FIG. 3-9 CONTROL BOX (FRANCE, 50Hz-220V)

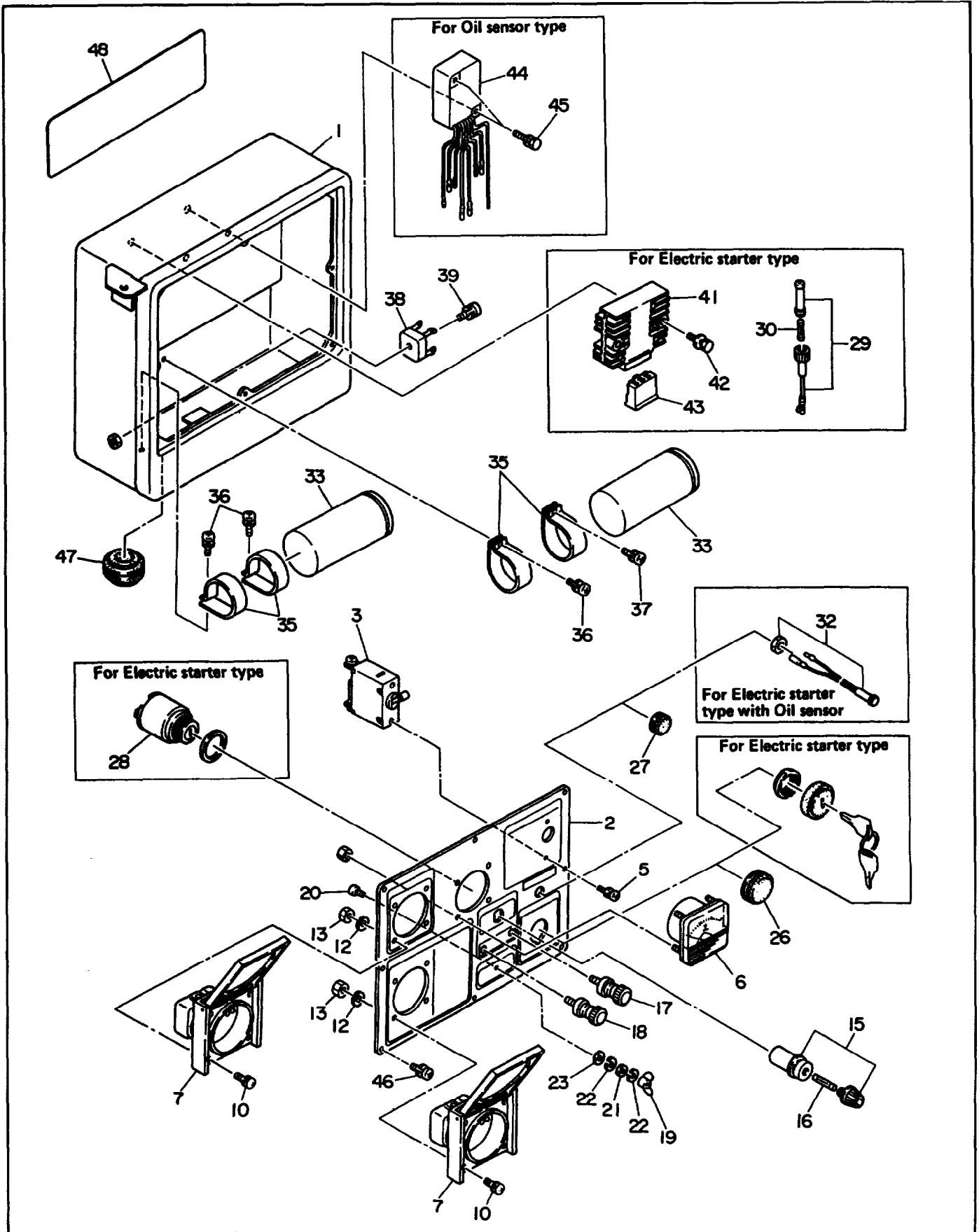


FIG. 3-9 CONTROL BOX (FRANCE, 50Hz-220V)

Ref. No.	Parts Number	Description	Interchangeability	
			Q'ty	Execution
* 1	385-40965-08	CONTROL BOX ASS' Y Includes items 2 thru 27, 33 thru 40 and 46	1	
* 1	385-40966-08	CONTROL BOX ASS' Y For Electric starter type Includes items 2 thru 25, 27 thru 30, 33 thru 43, 46 and 47	1	
* 1	385-40928-08	CONTROL BOX ASS' Y For Oil sensor type Includes items 2 thru 27, 33 thru 40 and 44 thru 47	1	
* 1	385-40967-08	CONTROL BOX ASS' Y For Electric starter type with Oil sensor Includes items 2 thru 25 and 28 thru 47	1	
1	386-43086-08	CONTROL BOX	1	
1	386-43096-08	CONTROL BOX For Electric starter type, Oil sensor type For Electric starter type with Oil sensor	1	
* 2	385-41965-08	CONTROL PANEL A ASS' Y Includes items 3 thru 27	1	
* 2	385-41966-08	CONTROL PANEL A ASS' Y For Electric starter type Includes items 3 thru 25, 27 and 28	1	
* 2	385-41929-08	CONTROL PANEL A ASS' Y For Oil sensor type Includes items 3 thru 27	1	
* 2	385-41967-08	CONTROL PANEL A ASS' Y For Electric starter type with Oil sensor Includes items 3 thru 25 and 28 thru 32	1	
2	385-43807-08	CONTROL PANEL A	1	
3	386-45652-08	NO-FUSE BREAKER (20A)	1	
5	004-35030-60	SCREW and WASHER ASS' Y	2	
6	320-75112-08	AC VOLTMETER (300V)	1	
7	363-45702-08	AC RECEPTACLE (250V-16A)	2	
10	363-49935-08	SCREW and WASHER ASS' Y	8	
12	003-20040-00	SPRING WASHER	8	
13	002-17040-00	NUT	8	
15	320-59855-08	FUSE HOLDER (DC)	1	
16	320-59860-08	FUSE (10A)	1	
17	363-45701-08	TERMINAL BOLT (Color: RED)	1	
18	363-45700-08	TERMINAL BOLT (Color: BLACK)	1	
19	353-49901-08	WING NUT	1	
20	356-49907-08	SCREW	1	
21	353-49902-08	NUT	1	
22	332-00050-08	SPRING WASHER	2	

When ordering parts ; Always give the Model, Specification and Serial Number of Generator.

FIG. 3-9 CONTROL BOX (FRANCE, 50Hz-220V)

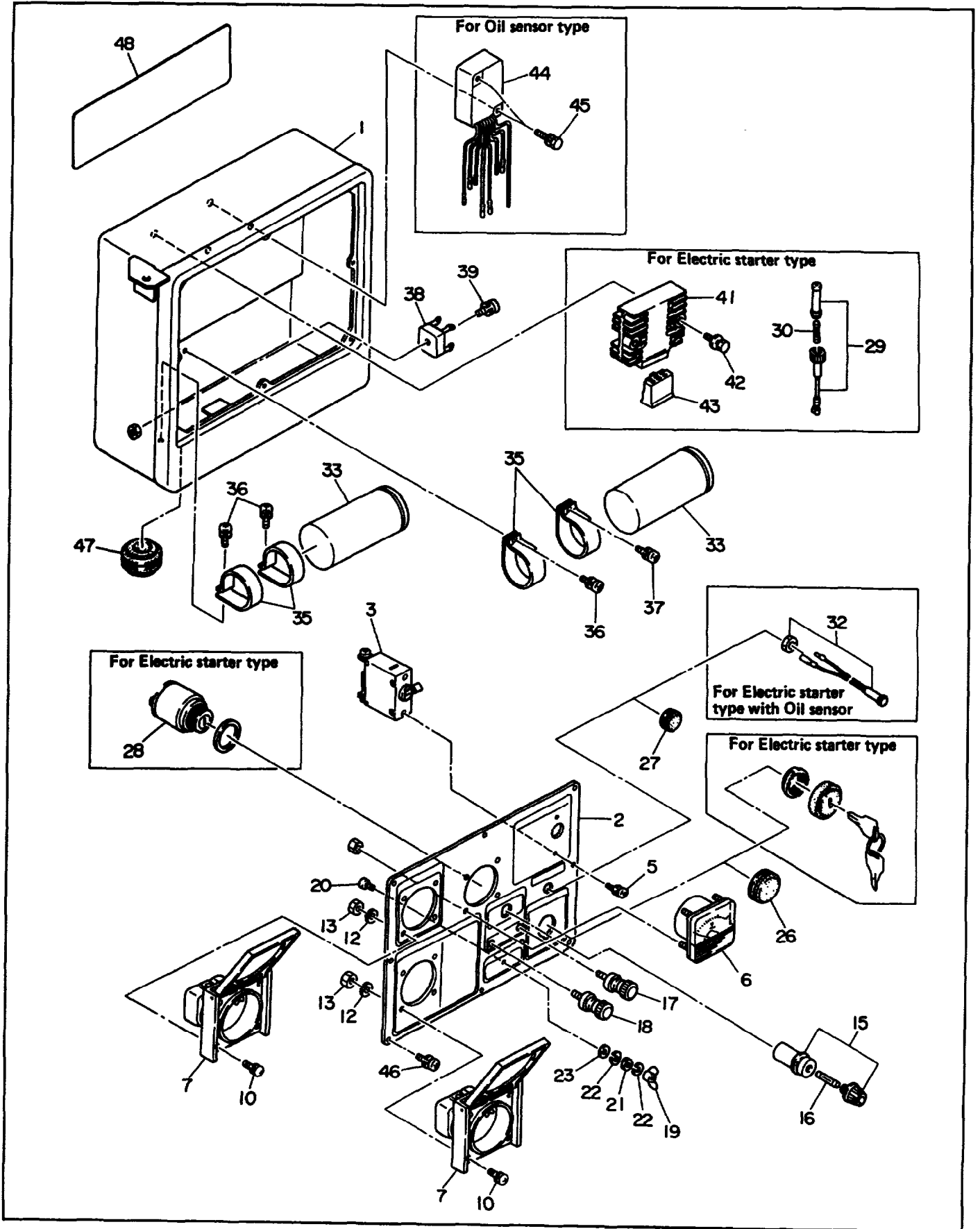


FIG. 4 RECOIL STARTER

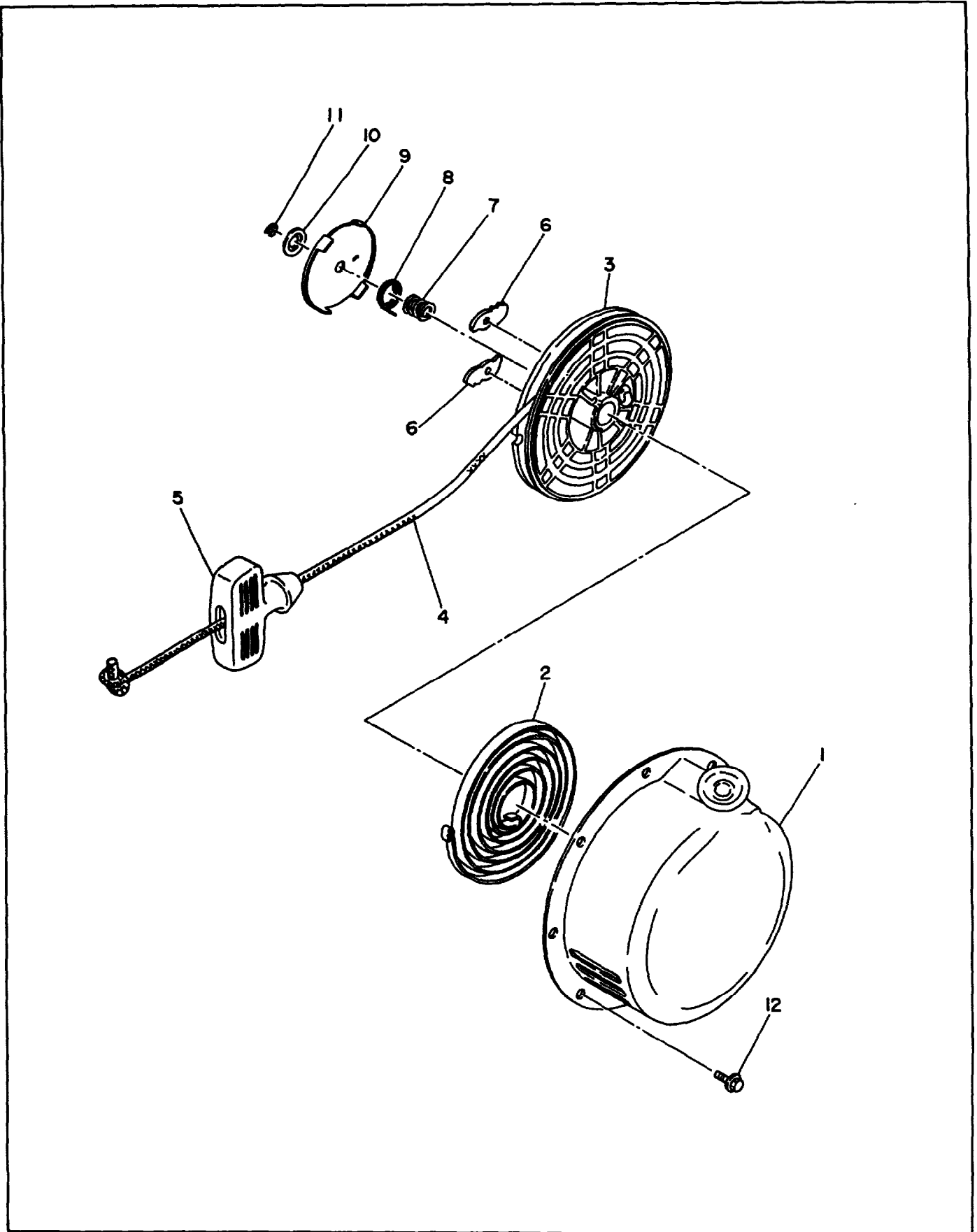


FIG. 5 CRANKCASE

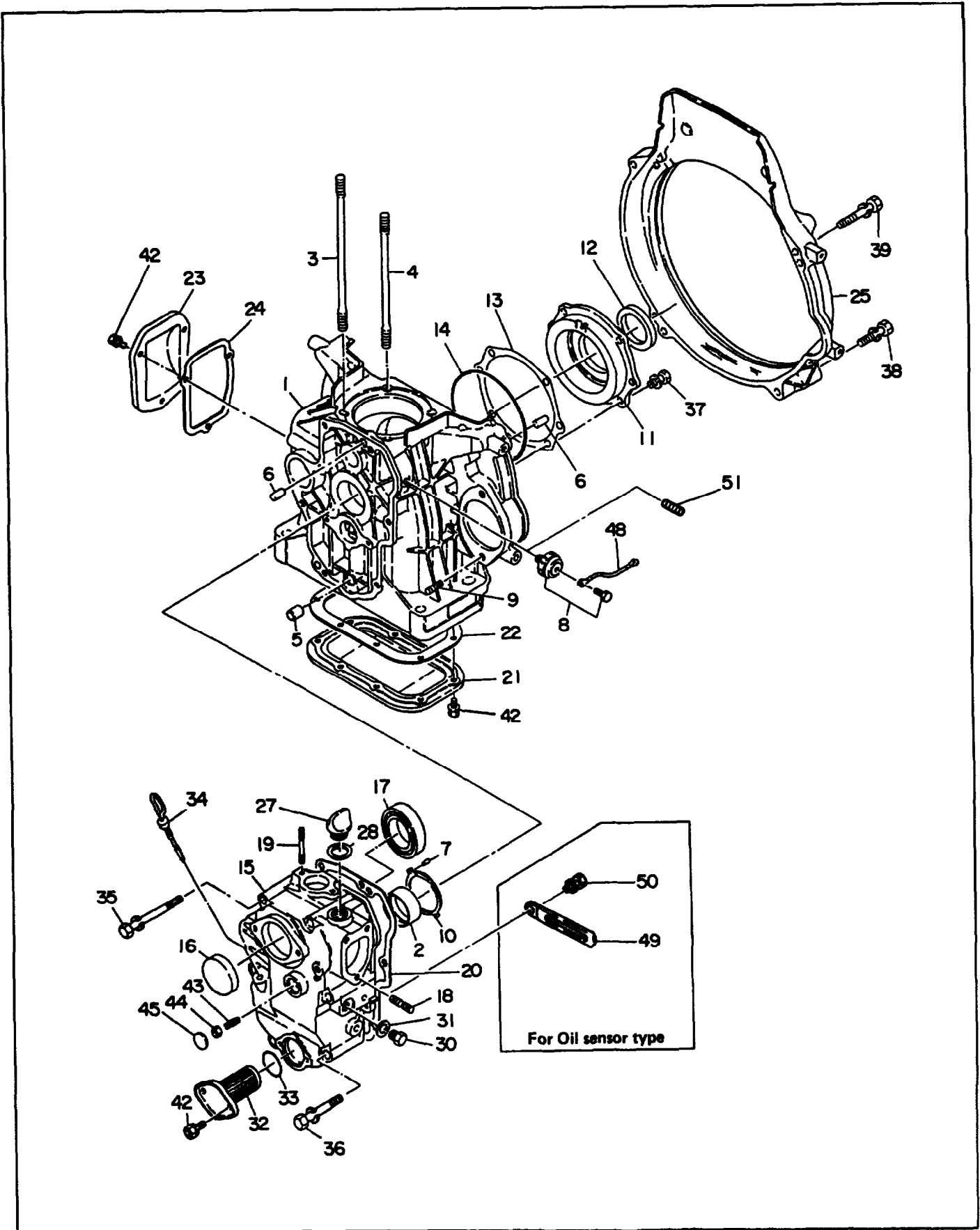


FIG. 5 CRANKCASE

Interchangeability

Ref. No.	Parts Number	Description	Q'ty	Execution
* 1	228-10110-01	CRANKCASE, compl. For Recoil starter type Includes items 2 thru 7 and 51	1	
* 1	228-10112-01	CRANKCASE, compl. For Electric starter type Includes items 2 thru 7, 9 and 51	1	
* 1	228-10117-01	CRANKCASE, compl. For Oil sensor type Includes items 2 thru 8	1	
* 1	228-10116-01	CRANKCASE, compl. For Electric starter type with Oil sensor Includes items 2 thru 9	1	
2	228-15801-03	MAIN BEARING	1	
2	228-15802-03	MAIN BEARING, under size 0. 25mm	1	
2	228-15803-03	MAIN BEARING, under size 0. 5mm	1	
3	228-16001-11	TENSION BOLT 1	2	
4	228-16002-11	TENSION BOLT 2	2	
5	228-15003-13	PIPE KNOCK	1	
6	005-26081-80	DOWEL PIN	4	
7	005-19250-60	SPRING PIN	2	
8	942-99513-00	SWITCH ASS' Y, oil pressure For Oil sensor type	1	
9	010-50800-44	STUD For Electric starter type	2	
10	228-15002-03	THRUST BEARING	1	
*11	228-11501-11	BEARING HOUSING Includes item 12	1	
12	044-04000-20	OIL SEAL	1	
13	228-15004-03	GASKET, t=0. 1	1	
13	228-15005-03	GASKET, t=0. 2	1	
13	228-15006-03	GASKET, t=0. 3	1	
14	228-15014-03	"O" RING, bearing housing	1	
*15	228-11406-01	GEAR CASE COVER, compl. Includes items 16 thru 19	1	
16	041-05000-11	BLIND PLATE	1	
17	060-03500-40	BALL BEARING	1	
18	001-32083-51	STUD	3	
19	001-32064-50	STUD	2	
20	228-15007-03	GASKET, case cover (t=0. 5)	1	
21	228-11601-03	OIL PAN	1	
22	228-15008-03	GASKET, oil pan (t=1. 2)	1	
23	228-26001-01	BALANCER COVER	1	
24	228-25001-03	GASKET, balancer cover	1	

When ordering parts : Always give the Model, Specification and Serial Number of Generator.

FIG. 5 CRANKCASE

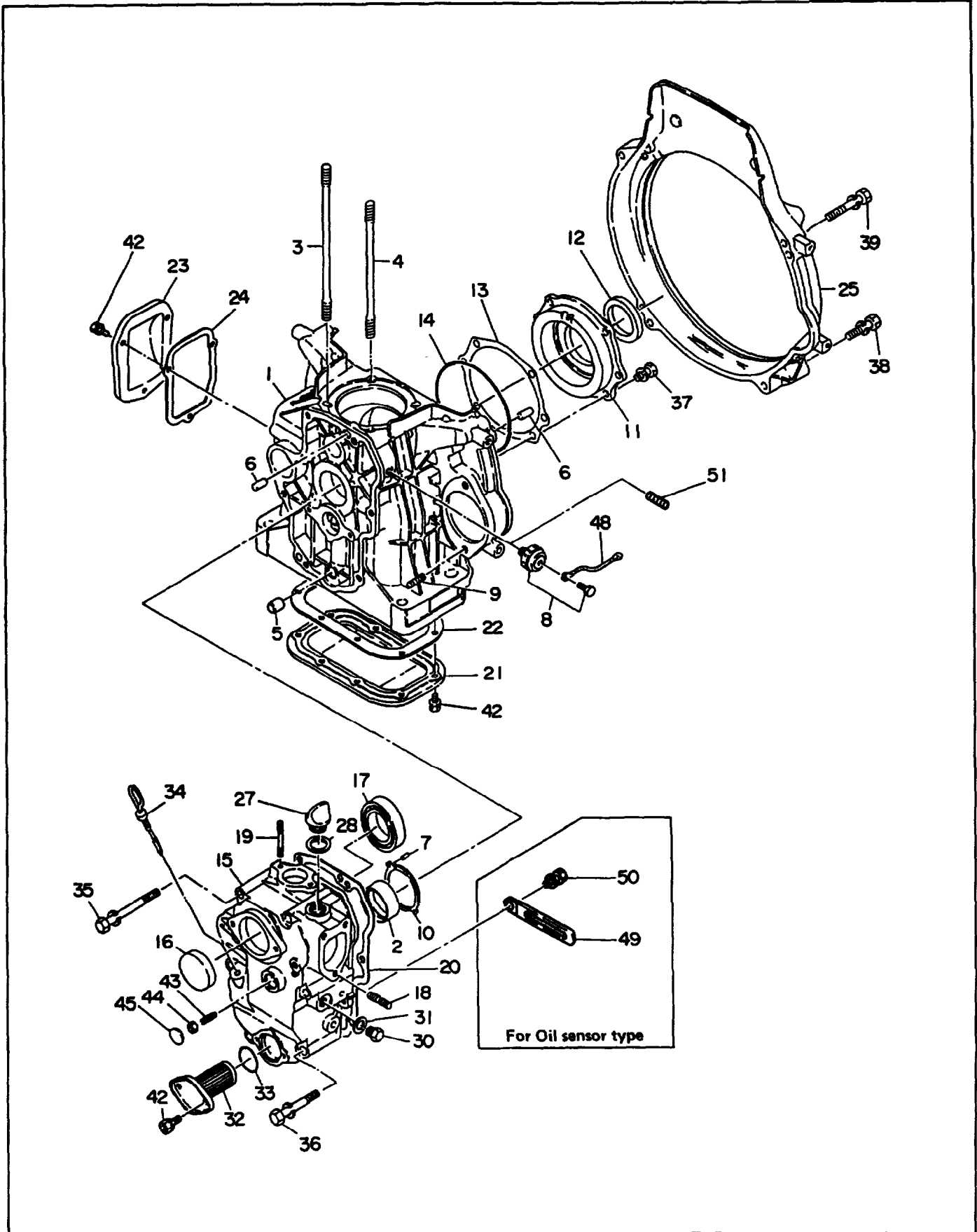


FIG. 6 CYLINDER and CYLINDER HEAD

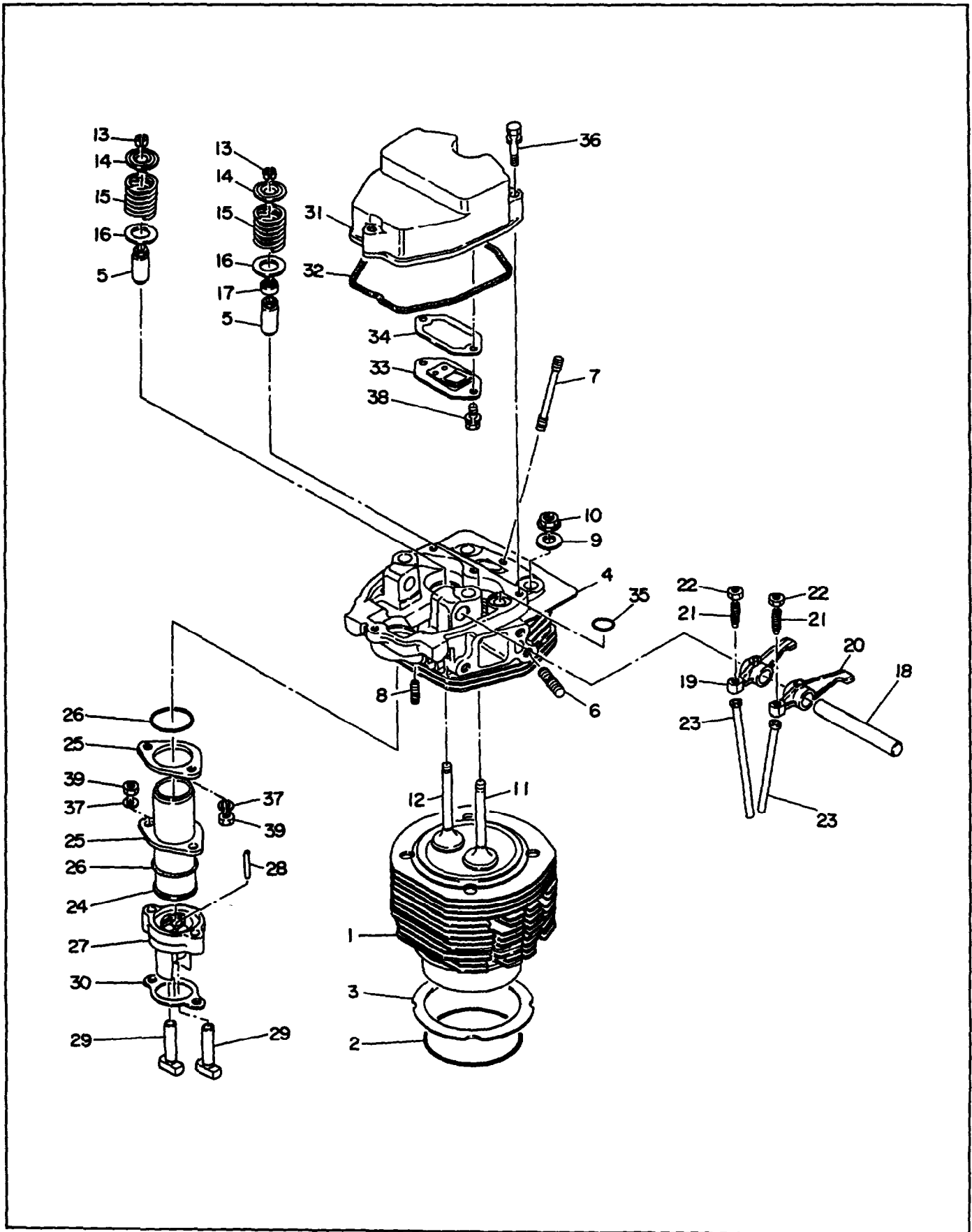


FIG. 6 CYLINDER and CYLINDER HEAD

Ref. No.	Parts Number	Description	Interchangeability	
			Q'ty	Execution
1	228-12401-12	CYLINDER UNIT	1	
2	228-15011-03	"O" RING, cylinder	1	
3	228-15012-13	SPACER, cylinder (t=0. 1)	1	
3	228-15013-13	SPACER, cylinder (t=0. 2)	1	
* 4	228-13110-01	CYLINDER HEAD, compl. Includes items 5 thru 8	1	
5	228-14202-03	VALVE GUIDE	2	
6	001-37082-01	STUD	6	
7	010-50601-50	STUD	2	
8	001-31062-51	STUD	2	
9	020-01000-81	WASHER	4	
10	018-01000-11	FLANGE NUT	4	
11	228-33401-13	INTAKE VALVE	1	
12	228-33501-03	EXHAUST VALVE	1	
13	228-33801-03	RETAINER LOCK	4	
14	228-33701-03	SPRING RETAINER	2	
15	228-33601-03	VALVE SPRING	2	
16	020-01500-30	WASHER	2	
17	228-35003-03	VALVE STEM SEAL	1	
18	228-35004-03	ROCKER SHAFT	1	
*19	228-36201-01	EXHAUST ROCKER ARM, compl. Includes items 21 and 22	1	
*20	228-36401-01	INTAKE ROCKER ARM, compl. Includes items 21 and 22	1	
21	014-90600-80	ADJUSTING SCREW	2	
22	017-00600-80	NUT	2	
23	228-35005-03	PUSH ROD	2	
24	228-35601-01	PUSH ROD SLEEVE	1	
25	228-35801-01	PLATE, push rod	2	
26	024-03200-20	"O" RING	2	
27	228-35701-13	TAPPET GUIDE	1	
28	005-19032-82	SPRING PIN	1	
29	228-33301-03	TAPPET	2	
30	228-35013-03	GASKET, tappet guide	1	
31	228-17001-03	ROCKER COVER	1	
32	228-15010-03	GASKET, rocker cover	1	
33	228-15301-01	BREATHER PLATE, compl.	1	
34	228-15009-03	GASKET, breather (t=2)	1	
35	024-01300-10	"O" RING	1	
36	001-13064-00	BOLT and WASHER ASS' Y	3	
37	003-20060-00	SPRING WASHER	4	

When ordering parts : Always give the Model, Specification and Serial Number of Generator.

FIG. 6 CYLINDER and CYLINDER HEAD

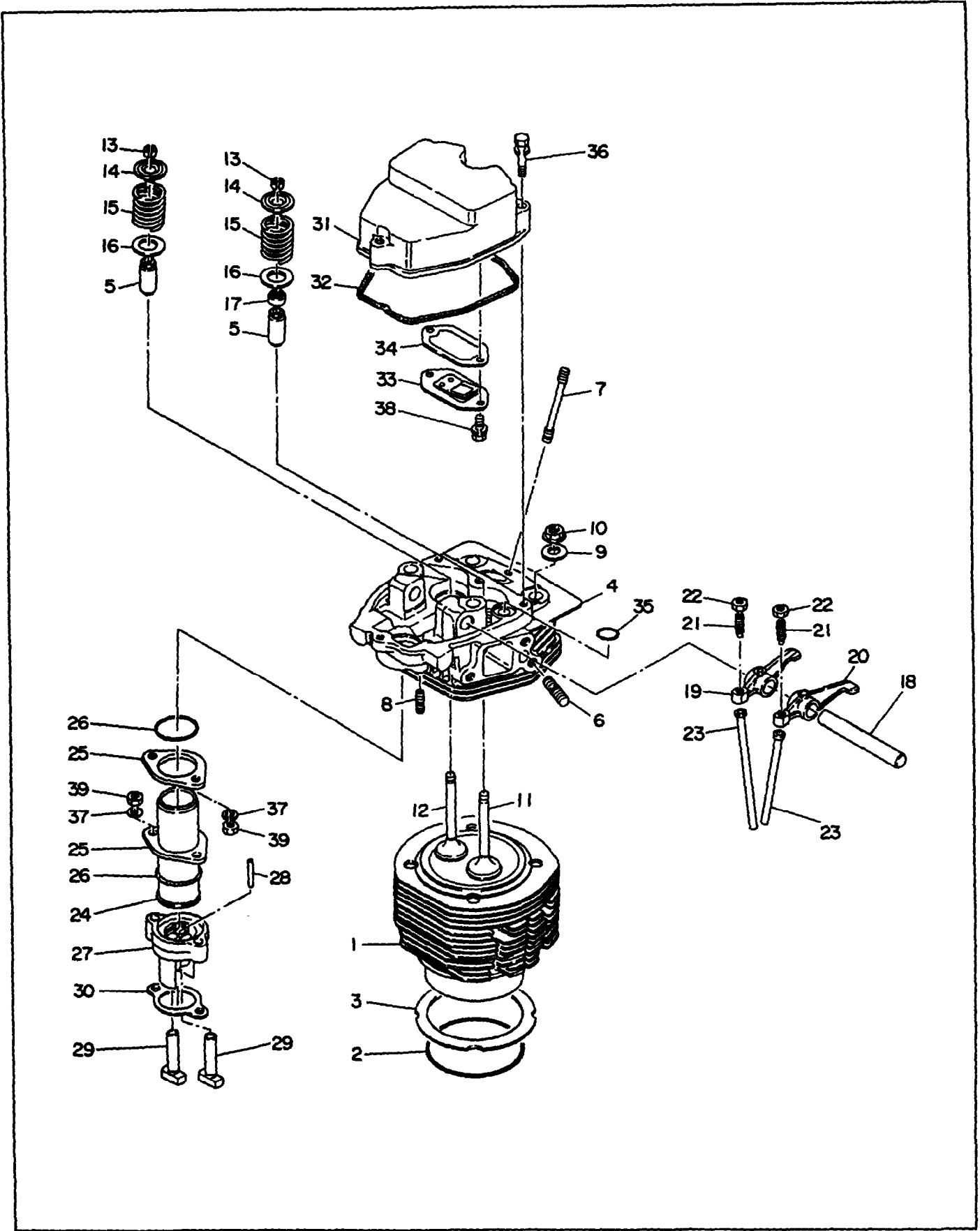


FIG. 7 CRANKSHAFT and PISTON

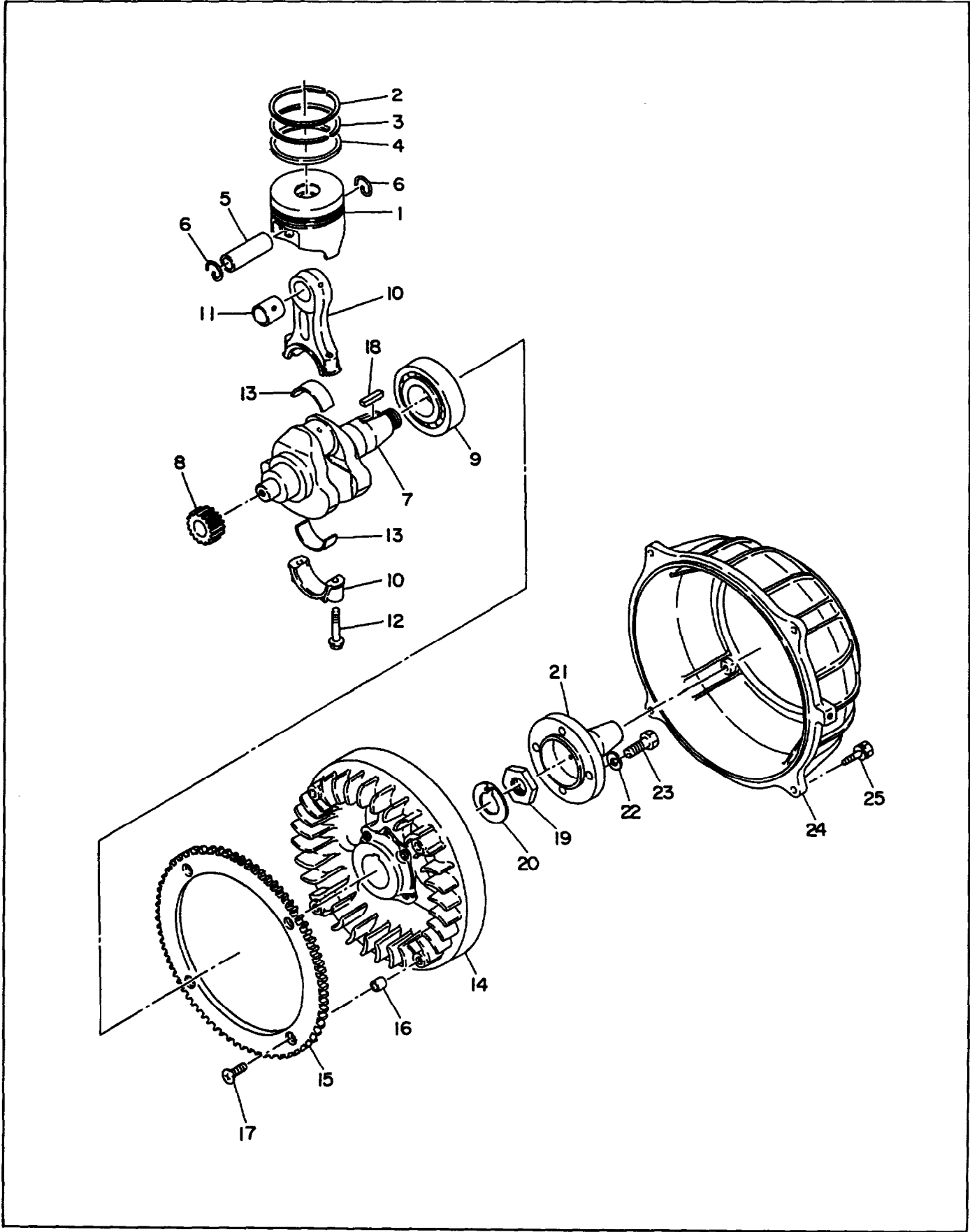


FIG. 8 CAMSHAFT and GOVERNOR

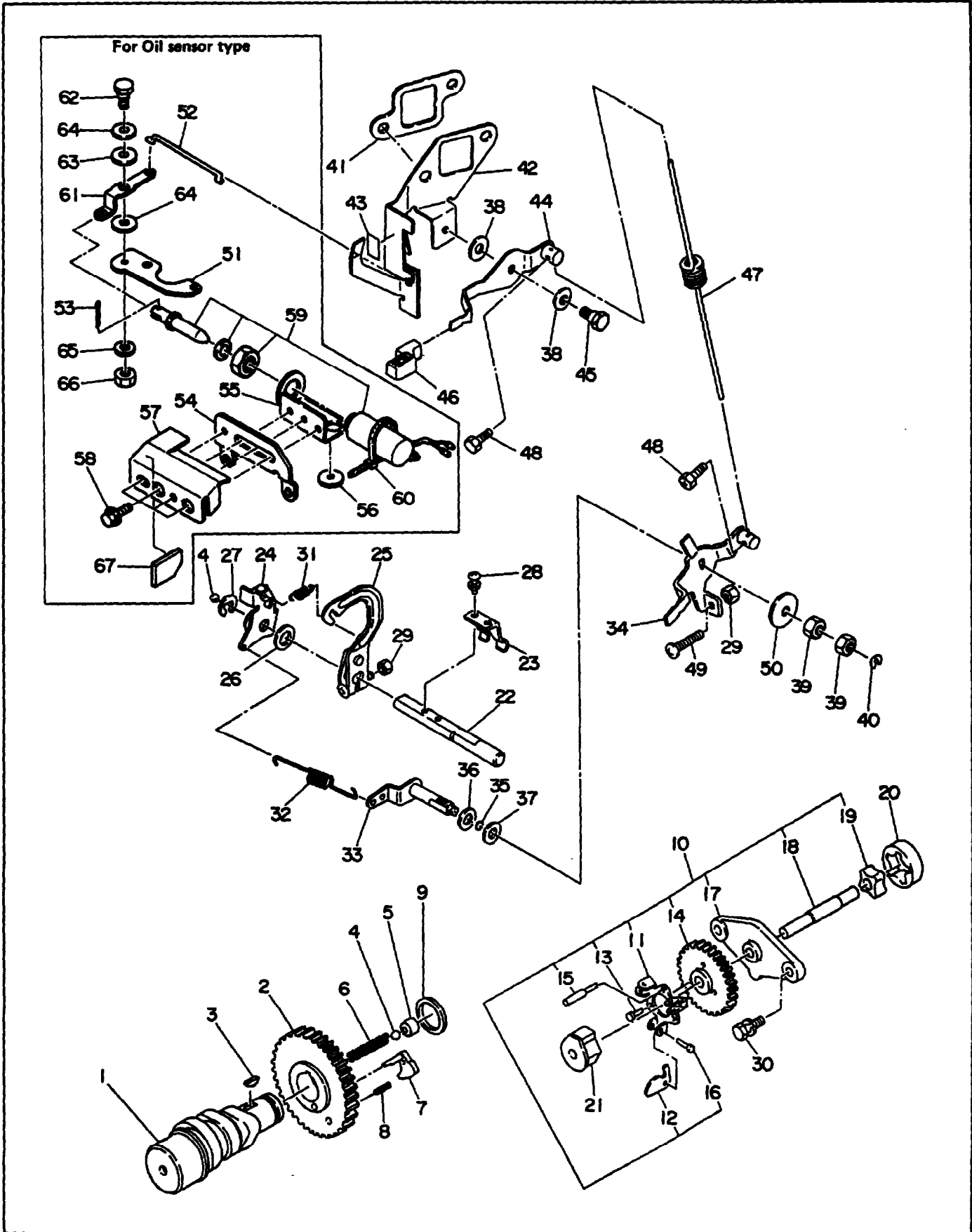


FIG. 8 CAMSHAFT and GOVERNOR

Interchangeability

Ref. No.	Parts Number	Description	Q'ty	Execution
* 1	228-31604-00	CAMSHAFT ASS' Y Includes items 2, 3 and 4 thru 6	1	
* 1	228-31604-01	CAMSHAFT, compl. Includes items 4 thru 6	1	
* 2	228-33222-01	CAMSHAFT GEAR, compl. Includes item 8	1	
3	005-32042-01	WOODRUFF KEY	1	
4	045-00600-10	STEEL BALL	2	
7	228-35561-03	RELEASE LEVER	1	
9	023-02000-20	SPACER (t=0. 8)	1	
9	023-02000-30	SPACER (t=1. 0)	1	
9	023-02000-40	SPACER (t=1. 2)	1	
*10	228-41701-30	GOVERNOR PLATE ASS' Y Includes items 11 thru 19	1	
20	228-63902-03	OIL PUMP, outer	1	
21	228-41910-01	GOVERNOR SLEEVE	1	
22	228-42201-03	GOVERNOR SHAFT	1	
23	228-42101-23	GOVERNOR YOKE	1	
24	228-42301-03	GOVERNOR LEVER 1	1	
25	228-42310-02	GOVERNOR LEVER 2 UNIT	1	
26	003-10100-00	WASHER	1	
27	003-13080-00	CLIP	1	
28	004-35051-20	SCREW and WASHER ASS' Y	2	
29	002-18060-00	NUT	2	
30	001-13062-00	BOLT and WASHER ASS' Y	2	
31	228-45001-33	START SPRING	1	
32	228-42501-23	GOVERNOR SPRING	1	
33	228-42901-01	CONTROL LINK, compl.	1	
34	228-43311-11	SPEED CONTROL 1, compl.	1	
35	006-26100-50	"O" RING	1	
36	023-00800-10	SPACER	1	
37	021-70800-10	FRICITION WASHER	1	
38	003-10080-00	WASHER	2	
39	002-28080-00	NUT	2	
40	056-50400-10	CLIP	1	
41	228-35006-03	GASKET, muffler	1	
42	228-40151-01	CONTROL PANEL, compl.	1	
43	228-92109-03	LABEL, operation	1	
43	228-92111-03	LABEL, operation For FRANCE	1	
44	228-43361-01	SPEED CONTROL 2, compl.	1	
45	228-45301-01	LINK PIVOT	1	
46	227-43601-03	KNOB	1	
47	228-45005-01	CONTROL SPRING	1	

When ordering parts : Always give the Model, Specification and Serial Number of Generator.

FIG. 8 CAMSHAFT and GOVERNOR

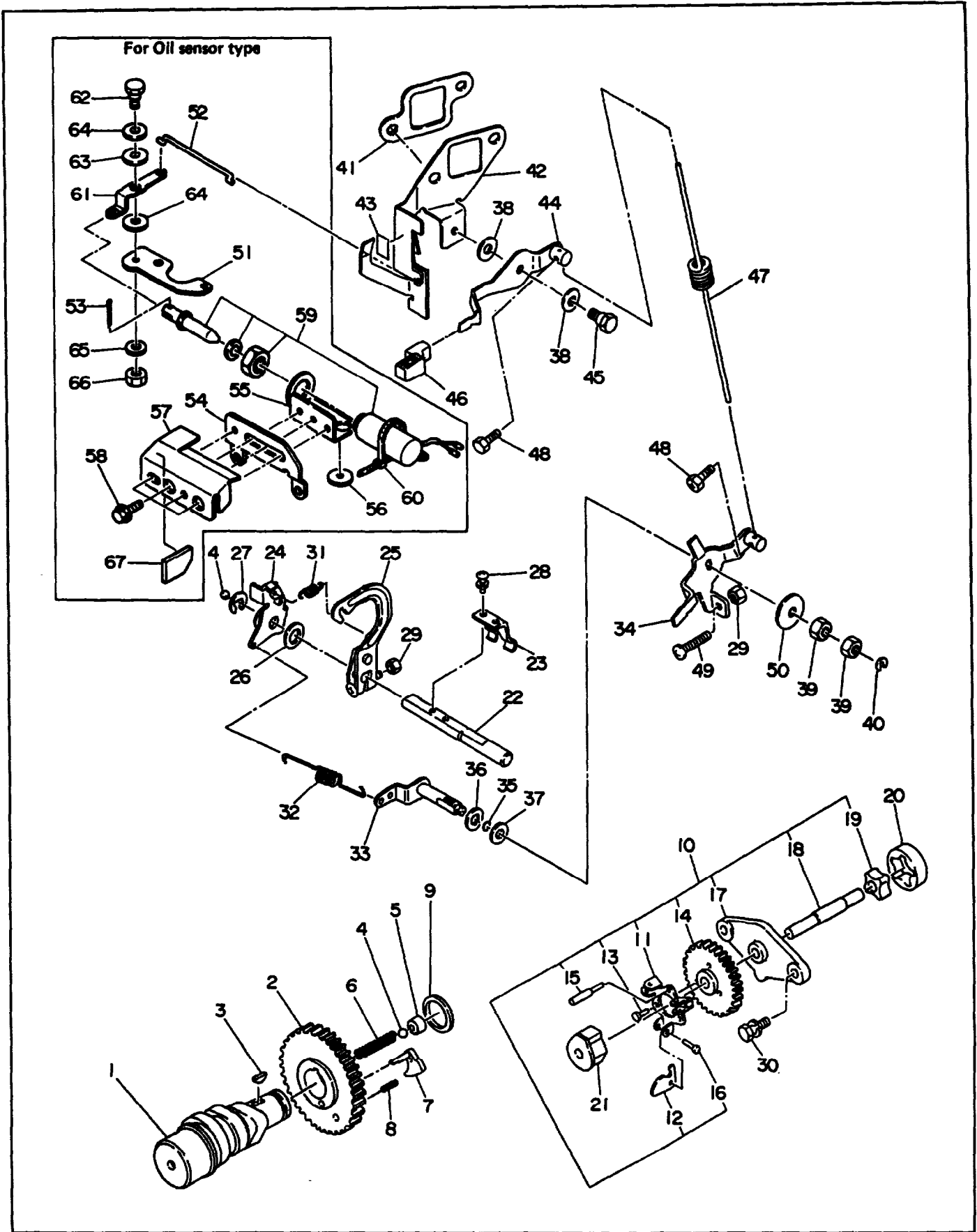


FIG. 9 FUEL INJECTION PUMP and NOZZLE

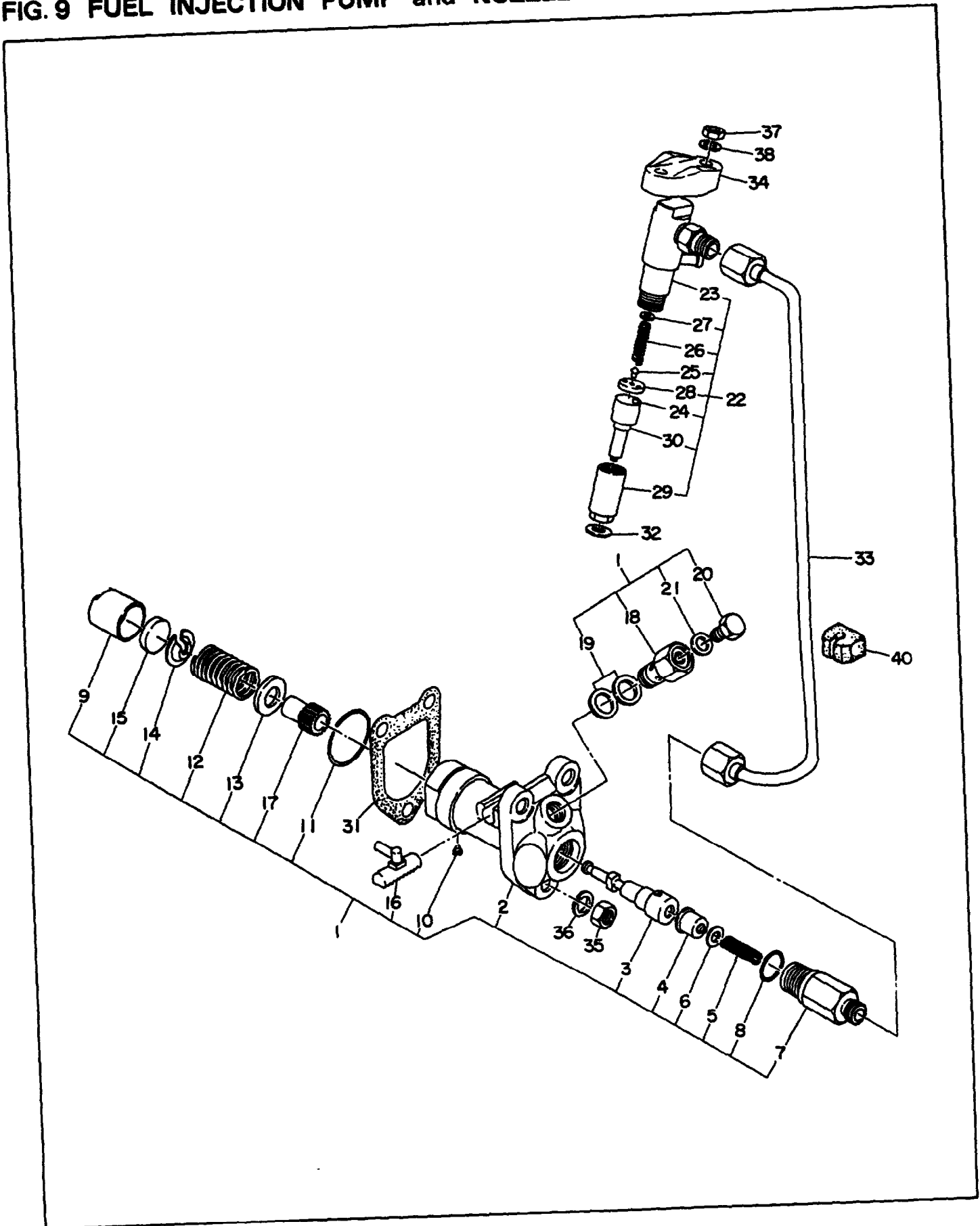


FIG. 10 FUEL FILTER

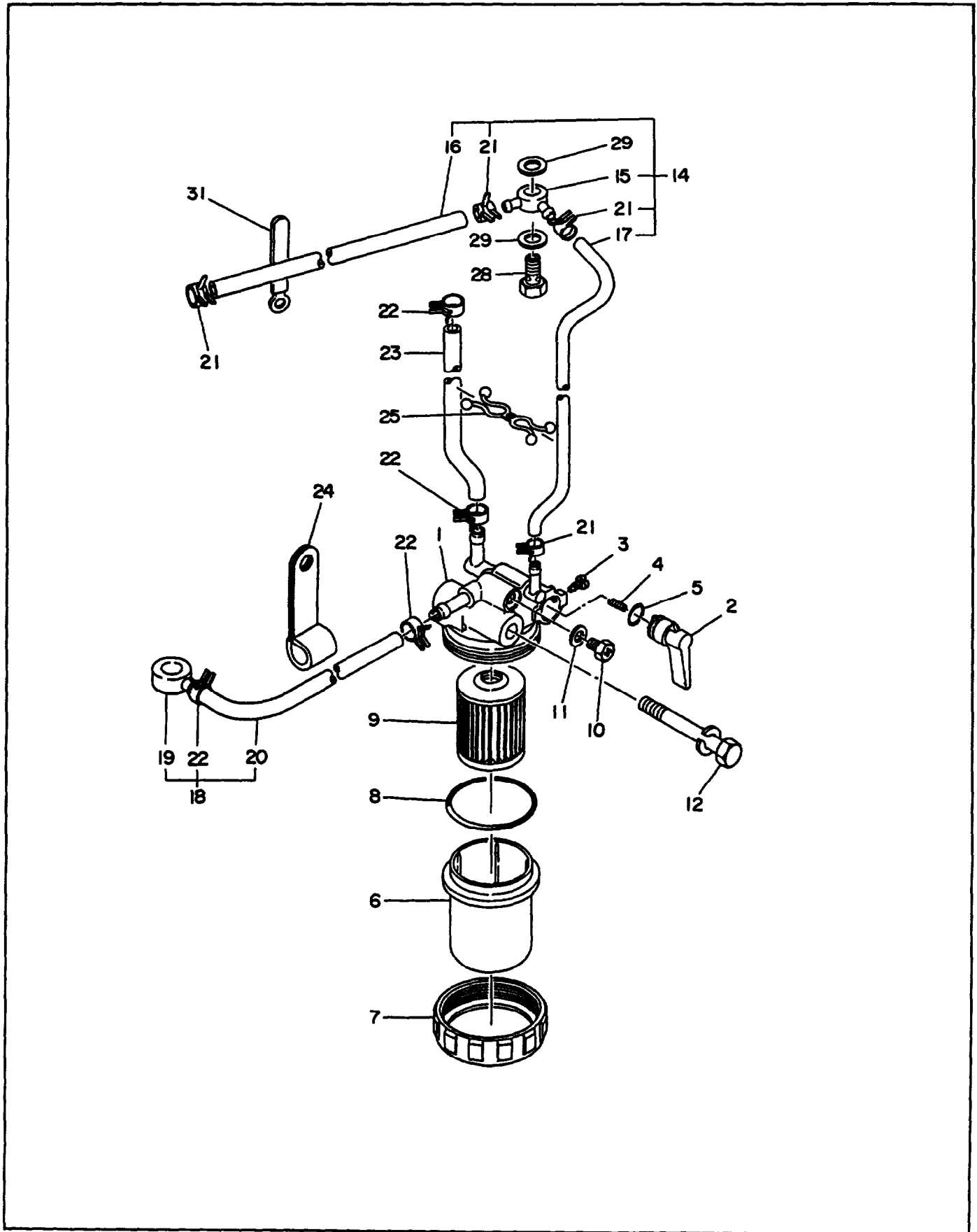


FIG. 11 AIR CLEANER, MUFFLER and CYLINDER BAFFLE

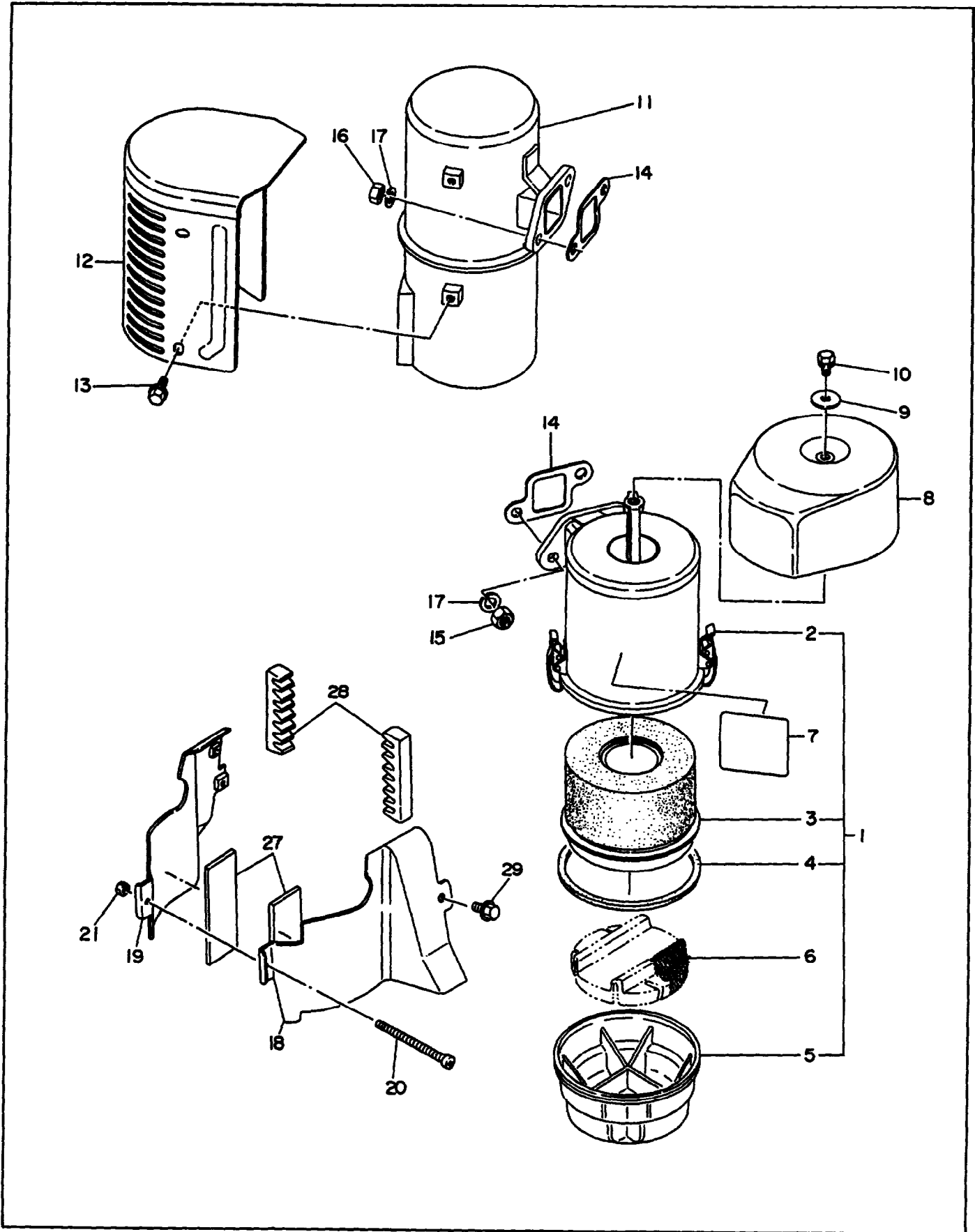


FIG. 12 MUFFLER (SPECIAL TYPE)

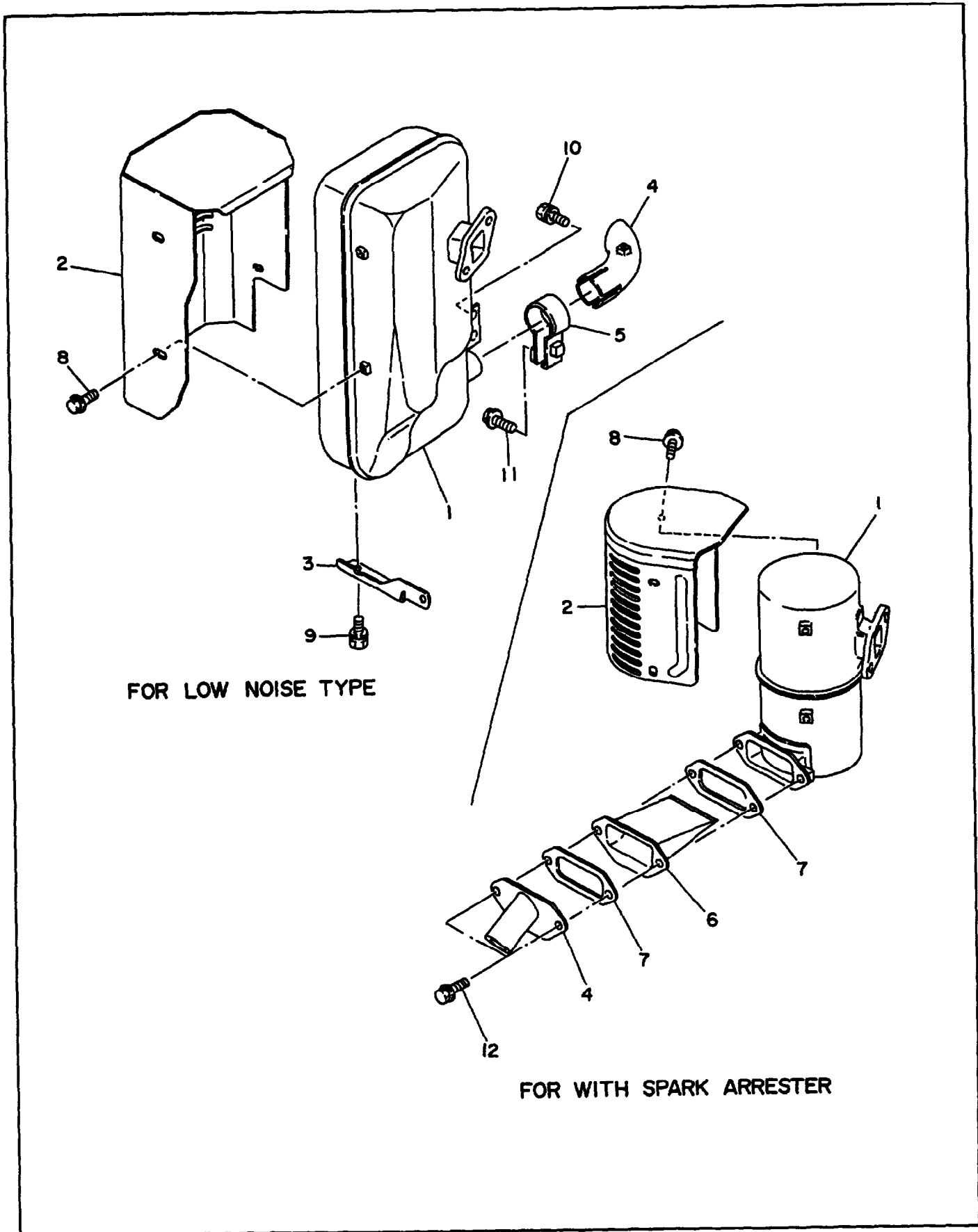


FIG. 13 STARTING MOTOR

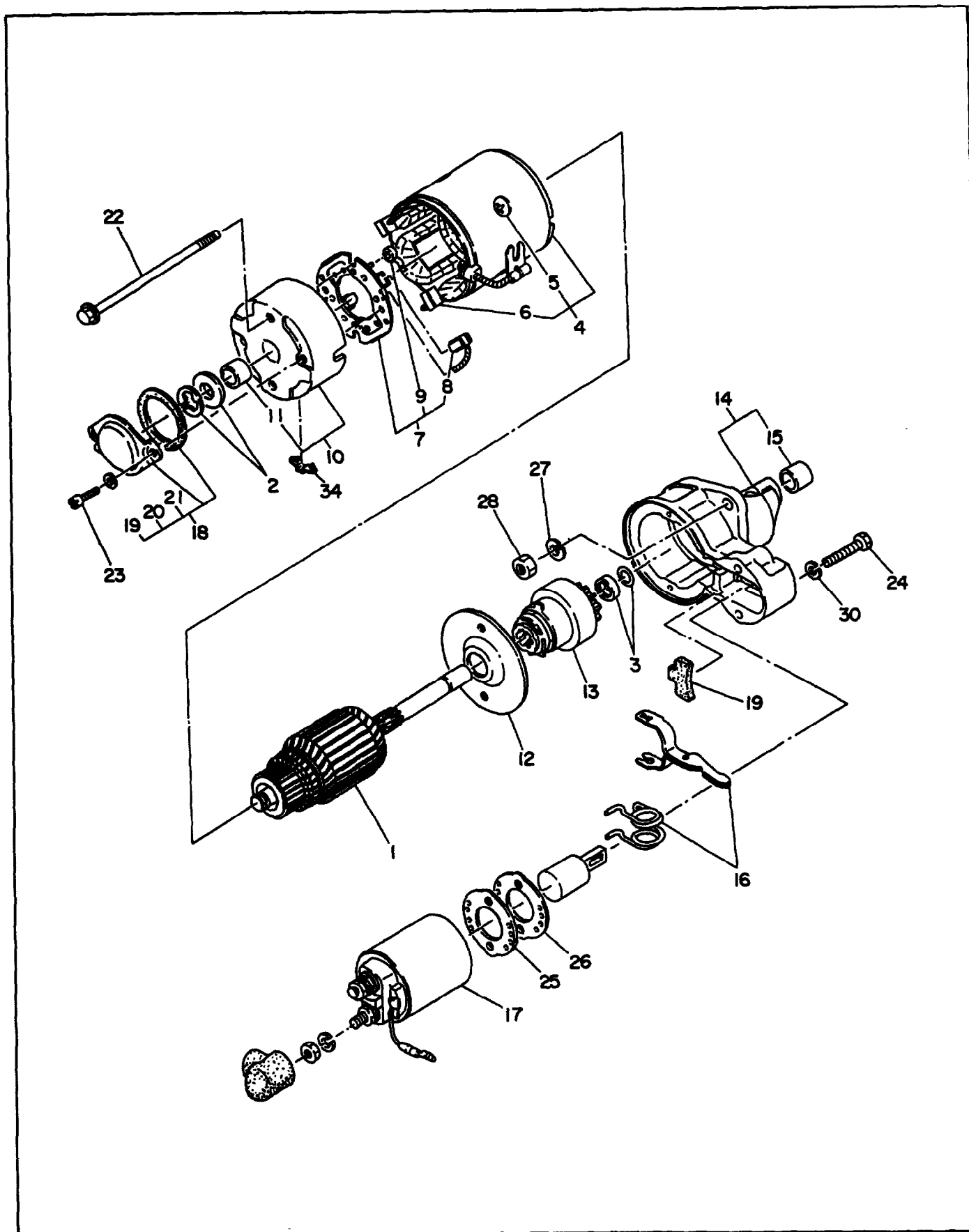


FIG. 14 ACCESSORIES

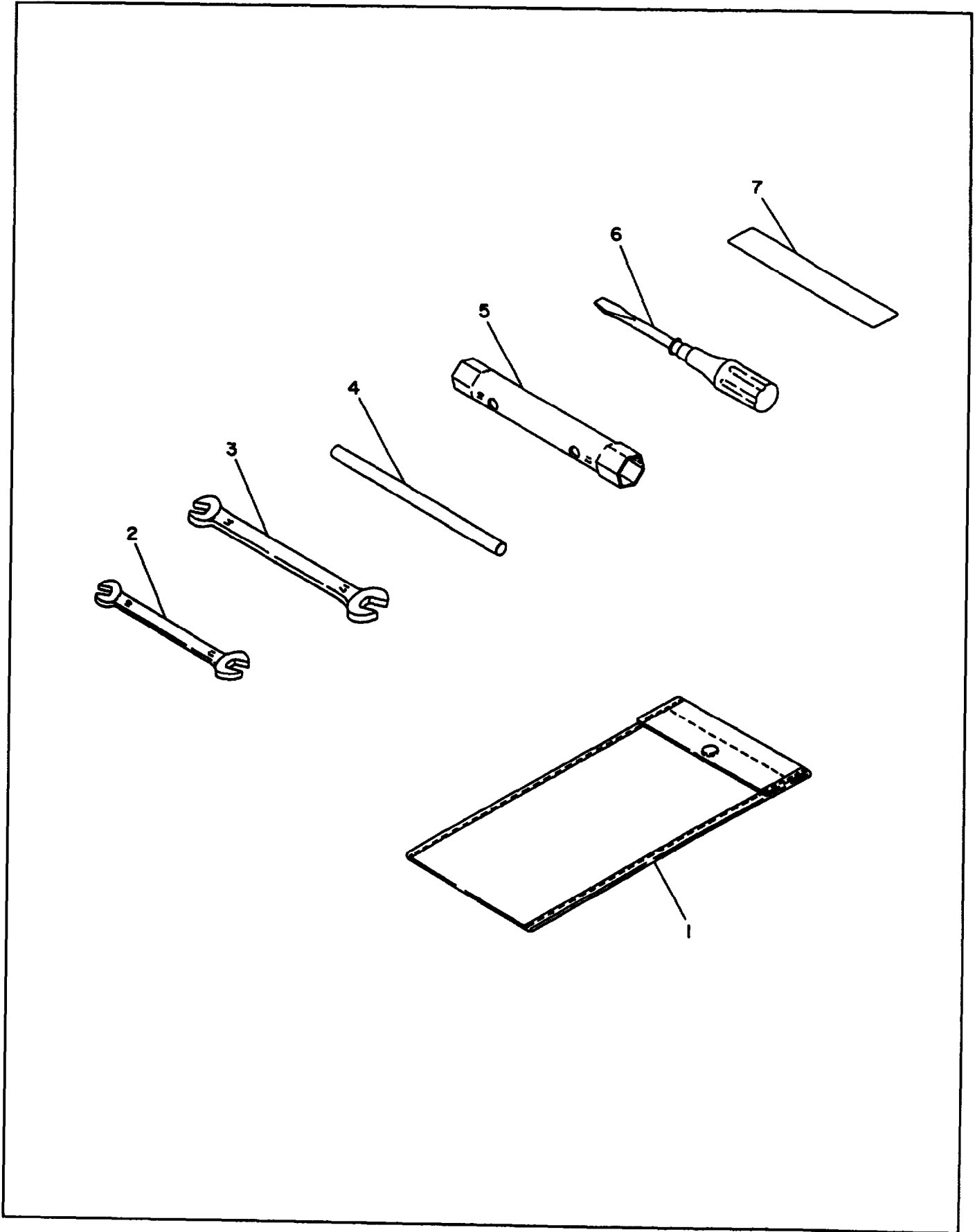
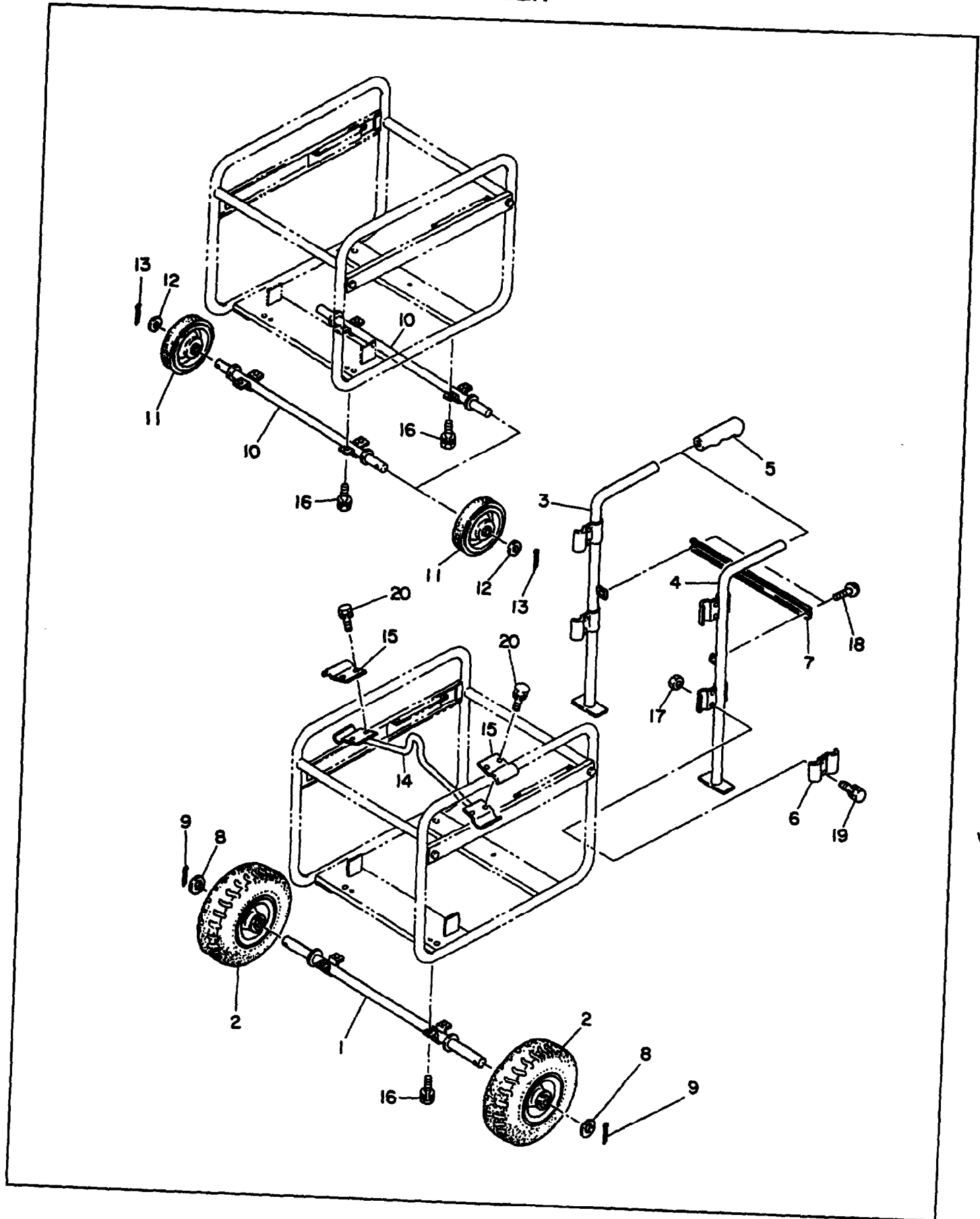


FIG. 15 WHEEL, HANDLE and HANGER





C

C

!



FUJI HEAVY INDUSTRIES LTD.

INDUSTRIAL PRODUCTS DIV.

Subaru Bldg.

1-7-2, Nishi-Shinjuku, Shinjuku-ku, Tokyo 160, Japan

PHONE ; (Tokyo 3) 3347-2420

FACSIMILE ; (Tokyo 3) 3347-2418